

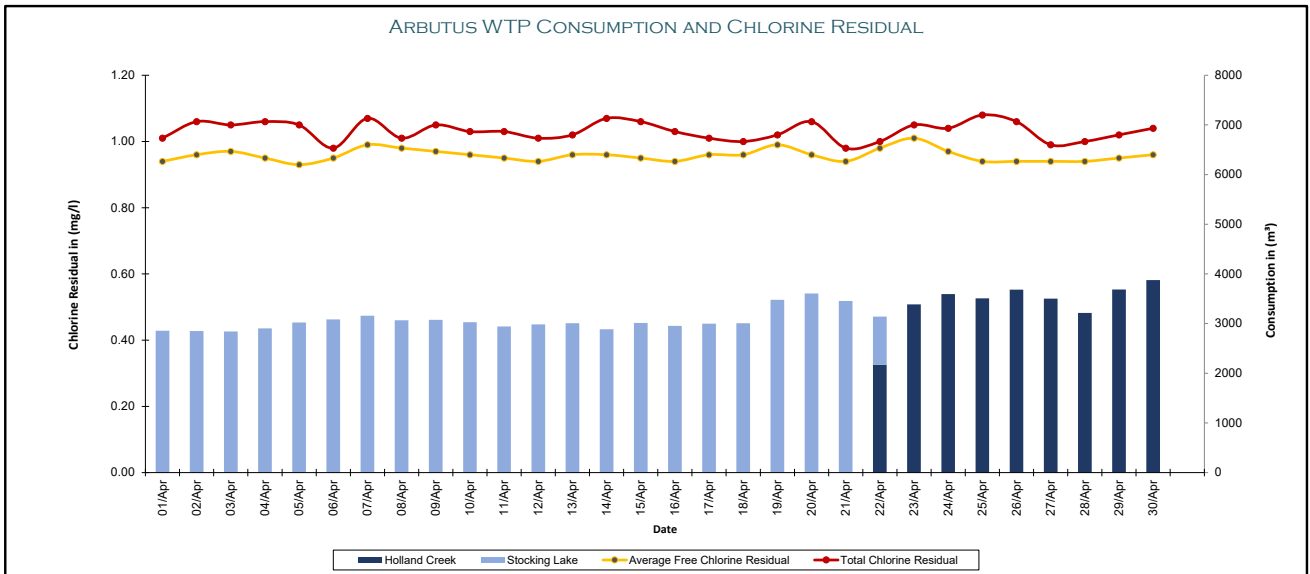
TOWN OF LADYSMITH - ARBUTUS WATER TREATMENT PLANT

APRIL 2026 - MONTHLY REPORT

Date	Daily Flow			Chlorine Residual				CT*	External Lab Testing					
	Stocking Lake	Holland Creek	Combined Flow	Free Min	Free Max	Free Avg	Total		HPC	E.coli	Total Coliforms	Aluminum	THM	HAA
	m³	m³	m³	mg/l	mg/l	mg/l	mg/l		CFU	MPN	MPN	mg/l	mg/l	mg/l
01-Apr	2855	0	2855	0.91	0.95	0.94	1.01	183						
02-Apr	2851	0	2851	0.93	0.96	0.96	1.06	161						
03-Apr	2842	0	2842	0.94	0.97	0.97	1.05	200						
04-Apr	2903	0	2903	0.94	0.97	0.95	1.06	194						
05-Apr	3022	0	3022	0.90	0.95	0.93	1.05	146						
06-Apr	3084	0	3084	0.88	0.96	0.95	0.98	168						
07-Apr	3160	0	3160	0.94	0.99	0.99	1.07	143	< 1	< 1	< 1			
08-Apr	3067	0	3067	0.96	0.99	0.98	1.01	146						
09-Apr	3076	0	3076	0.95	0.98	0.97	1.05	135						
10-Apr	3029	0	3029	0.94	0.97	0.96	1.03	139						
11-Apr	2942	0	2942	0.94	0.96	0.95	1.03	143						
12-Apr	2983	0	2983	0.92	0.95	0.94	1.01	168						
13-Apr	3007	0	3007	0.92	0.96	0.96	1.02	144						
14-Apr	2886	0	2886	0.94	0.98	0.96	1.07	137						
15-Apr	3012	0	3012	0.94	0.96	0.95	1.06	137						
16-Apr	2954	0	2954	0.93	0.96	0.94	1.03	128	< 1	< 1	< 1	0.0100	0.0228	0.0137
17-Apr	2997	0	2997	0.92	0.96	0.96	1.01	141						
18-Apr	3008	0	3008	0.93	0.97	0.96	1.00	132						
19-Apr	3480	0	3480	0.94	0.99	0.99	1.02	131						
20-Apr	3607	0	3607	0.96	0.97	0.96	1.06	139						
21-Apr	3455	0	3455	0.92	0.96	0.94	0.98	132	< 1	< 1	< 1			
22-Apr	971	2170	3141	0.92	0.98	0.98	1.00	132						
23-Apr	0	3388	3388	0.97	1.02	1.01	1.05	109						
24-Apr	0	3594	3594	0.97	1.01	0.97	1.04	148						
25-Apr	0	3509	3509	0.93	0.97	0.94	1.08	111						
26-Apr	0	3682	3682	0.91	0.94	0.94	1.06	126						
27-Apr	0	3502	3502	0.91	0.95	0.94	0.99	128						
28-Apr	0	3216	3216	0.92	0.94	0.94	1.00	113	< 1	< 1	< 1			
29-Apr	0	3685	3685	0.94	0.95	0.95	1.02	162						
30-Apr	0	3876	3876	0.94	0.97	0.96	1.04	122						

*CT - Recorded as the minimum value at the highest daily flow ** Manual Residual were not taken

Total	65191	30622	95813											
Average	2173	1021	3194	0.93	0.97	0.96	1.03	143	< 1	< 1	< 1	0.0100	0.0228	0.01370



Town of Ladysmith Arbutus DWTP

Monthly LRV and Turbidity Report

03/31/2026 - 05/01/2026

LRV Monthly Average

Asset	Parameter	Health	Avg	Std. Dev	Points	LL	L	%In	% between L and LL	% < LL	Unit
UF 1	LRV	●	5.0	0.0	34	4.25	4.5	100 %	0 %	0 %	#
UF 2	LRV	●	5.0	0.0	32	4.25	4.5	100 %	0 %	0 %	#
UF 3	LRV	●	5.0	0.0	32	4.25	4.5	100 %	0 %	0 %	#

LRV Daily Values

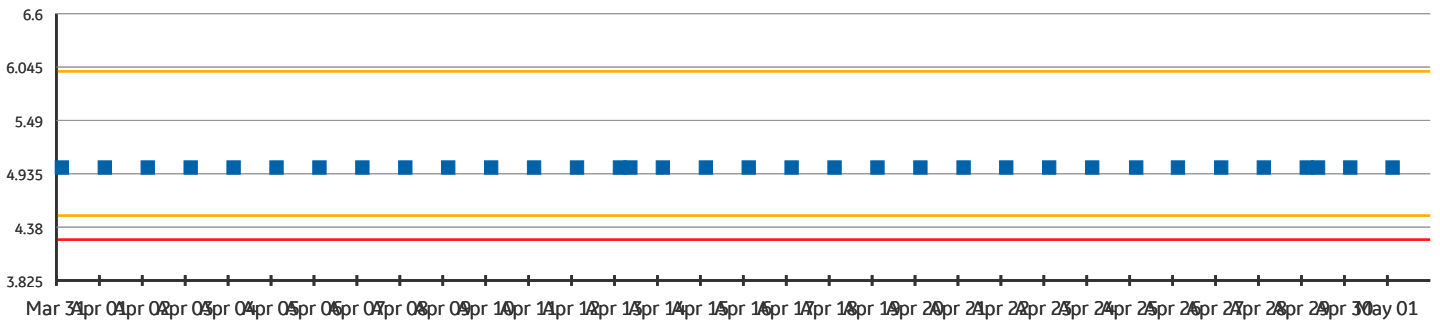
Asset	Parameter	Mar 31	Apr 01	Apr 02	Apr 03	Apr 04	Apr 05	Apr 06	Apr 07	Apr 08	Apr 09	Apr 10	Apr 11
UF 1	LRV	5.0	5.0	5.0	5.0	5.0	5.0	5.0	5.0	5.0	5.0	5.0	5.0
UF 2	LRV	5.0	5.0	5.0	5.0	5.0	5.0	5.0	5.0	5.0	5.0	5.0	5.0
UF 3	LRV	5.0	5.0	5.0	5.0	5.0	5.0	5.0	5.0	5.0	5.0	5.0	5.0

Asset	Apr 12	Apr 13	Apr 14	Apr 15	Apr 16	Apr 17	Apr 18	Apr 19	Apr 20	Apr 21	Apr 22	Apr 23	Apr 24	Apr 25	Apr 26	Apr 27
UF 1	5.0	5.0	5.0	5.0	5.0	5.0	5.0	5.0	5.0	5.0	5.0	5.0	5.0	5.0	5.0	5.0
UF 2	5.0	5.0	5.0	5.0	5.0	5.0	5.0	5.0	5.0	5.0	5.0	5.0	5.0	5.0	5.0	5.0
UF 3	5.0	5.0	5.0	5.0	5.0	5.0	5.0	5.0	5.0	5.0	5.0	5.0	5.0	5.0	5.0	5.0

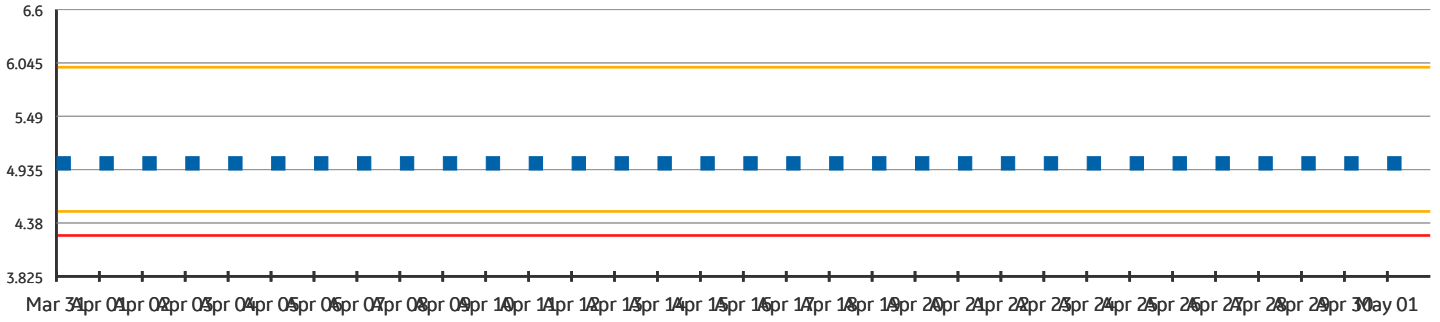
Asset	Apr 28	Apr 29	Apr 30	May 01
UF 1	5.0	5.0	5.0	5.0
UF 2	5.0	5.0	5.0	5.0
UF 3	5.0	5.0	5.0	5.0

LRV Raw Data

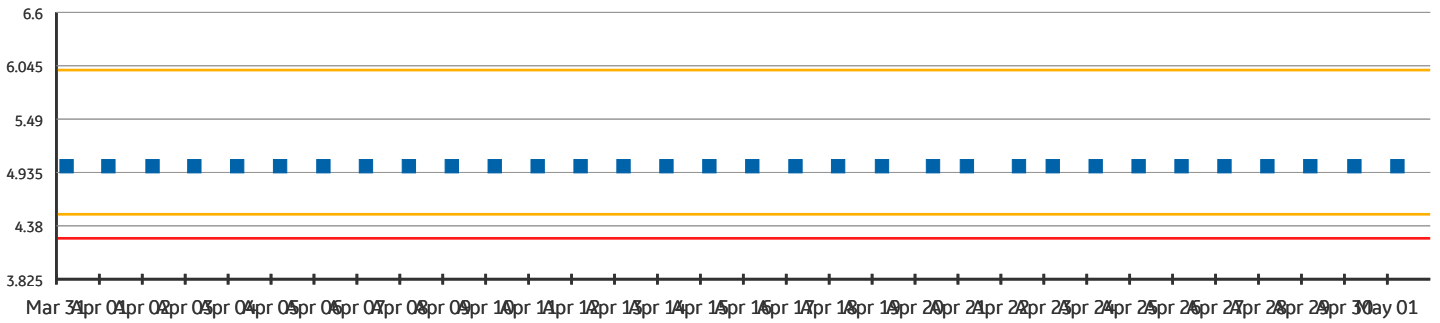
UF 1 - LRV (#)



UF 2 - LRV (#)



UF 3 - LRV (#)



Turbidity Monthly Average

Asset	Parameter	Health	Avg	Std. Dev	Points	H	HH	%In	% between H and HH	% > HH	Unit
UF 1	PermeateTurbidity		0.015	0.0	45169	--	--	100 %	0 %	0 %	NTU
UF 2	PermeateTurbidity		0.014	0.0	45169	--	--	100 %	0 %	0 %	NTU
UF 3	PermeateTurbidity		0.015	0.0	45169	--	--	100 %	0 %	0 %	NTU
UF 1	PermeateTurbidityAfterBP	●	0.015	0.0	370	0.1	0.3	100 %	0 %	0 %	NTU
UF 2	PermeateTurbidityAfterBP	●	0.014	0.0	361	0.1	0.3	100 %	0 %	0 %	NTU
UF 3	PermeateTurbidityAfterBP	●	0.015	0.0	354	0.1	0.3	100 %	0 %	0 %	NTU

Turbidity Daily Averages

Asset	Parameter	Mar 31	Apr 01	Apr 02	Apr 03	Apr 04	Apr 05	Apr 06	Apr 07	Apr 08	Apr 09	Apr 10
UF 1	PermeateTurbidity	0.013	0.013	0.013	0.013	0.013	0.013	0.013	0.014	0.014	0.014	0.014
UF 2	PermeateTurbidity	0.014	0.013	0.014	0.014	0.014	0.014	0.014	0.014	0.014	0.014	0.014
UF 3	PermeateTurbidity	0.013	0.013	0.013	0.013	0.013	0.013	0.013	0.013	0.013	0.014	0.014

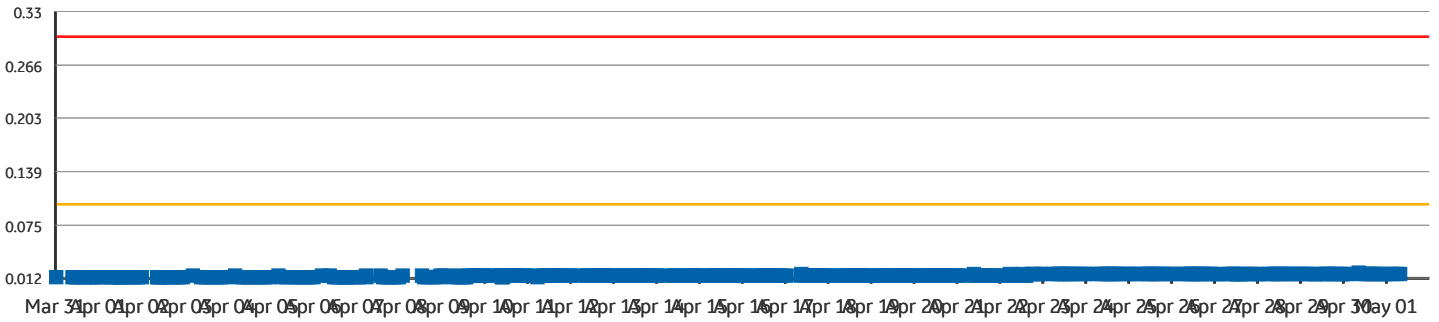
Asset	Parameter	Mar 31	Apr 01	Apr 02	Apr 03	Apr 04	Apr 05	Apr 06	Apr 07	Apr 08	Apr 09	Apr 10
UF 1	PermeateTurbidityAfterBP	0.013	0.013	0.013	0.013	0.013	0.013	0.013	0.013	0.014	0.014	0.015
UF 2	PermeateTurbidityAfterBP	0.014	0.014	0.014	0.014	0.014	0.013	0.014	0.014	0.014	0.014	0.014
UF 3	PermeateTurbidityAfterBP	0.013	0.014	0.013	0.013	0.014	0.013	0.013	0.014	0.014	0.015	0.015

Asset	Apr 11	Apr 12	Apr 13	Apr 14	Apr 15	Apr 16	Apr 17	Apr 18	Apr 19	Apr 20	Apr 21	Apr 22	Apr 23	Apr 24	Apr 25
UF 1	0.014	0.015	0.015	0.015	0.015	0.015	0.015	0.015	0.015	0.015	0.015	0.016	0.017	0.017	0.017
UF 2	0.014	0.014	0.014	0.014	0.014	0.014	0.014	0.013	0.014	0.013	0.013	0.013	0.014	0.014	0.014
UF 3	0.015	0.015	0.015	0.015	0.015	0.015	0.015	0.015	0.015	0.016	0.016	0.017	0.017	0.017	0.017
UF 1	0.015	0.015	0.015	0.015	0.015	0.015	0.015	0.015	0.015	0.015	0.015	0.016	0.017	0.017	0.017
UF 2	0.014	0.013	0.014	0.014	0.014	0.014	0.014	0.013	0.013	0.013	0.014	0.014	0.013	0.014	0.014
UF 3	0.015	0.015	0.015	0.015	0.015	0.015	0.015	0.015	0.016	0.016	0.016	0.017	0.017	0.017	0.017

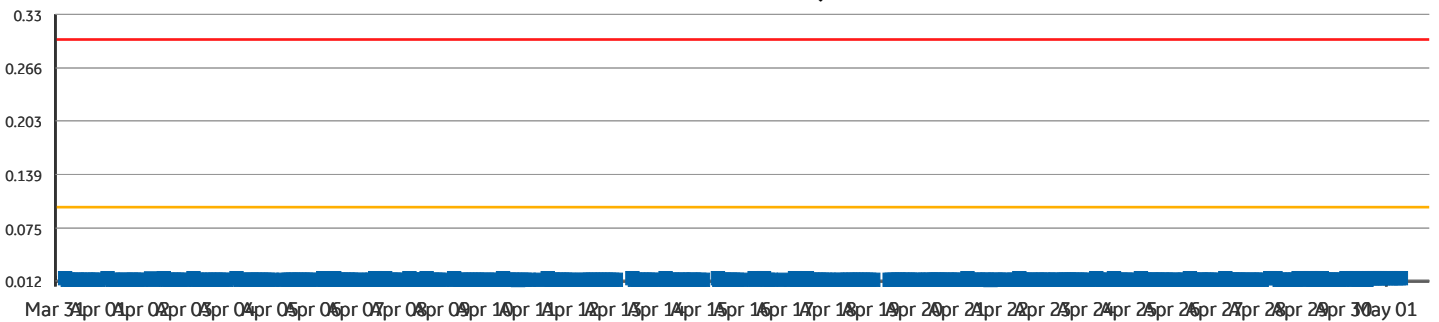
Asset	Apr 26	Apr 27	Apr 28	Apr 29	Apr 30	May 01
UF 1	0.017	0.017	0.017	0.017	0.017	0.017
UF 2	0.013	0.014	0.014	0.014	0.015	0.015
UF 3	0.017	0.017	0.017	0.017	0.017	0.017
UF 1	0.017	0.017	0.017	0.017	0.017	0.017
UF 2	0.014	0.014	0.014	0.014	0.015	0.015
UF 3	0.017	0.017	0.017	0.017	0.017	0.018

Turbidity Raw Data

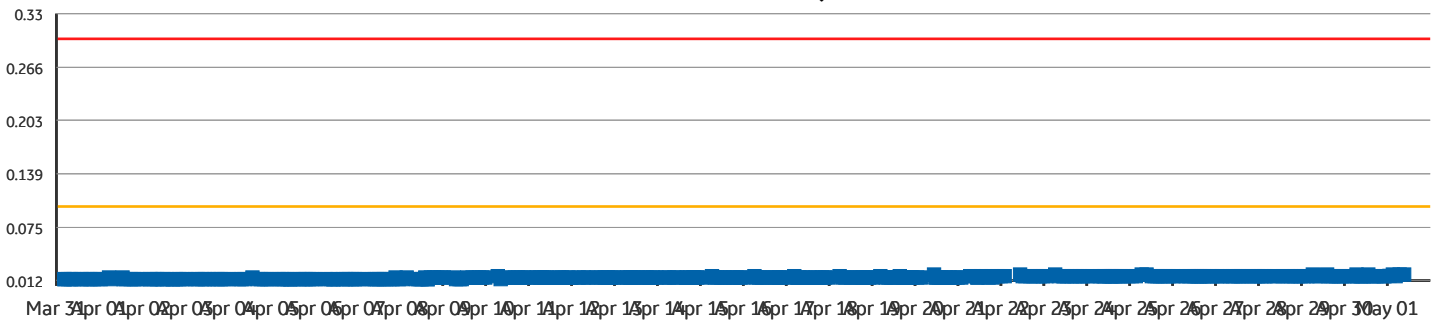
UF 1 - PermeateTurbidityAfterBP (NTU)



UF 2 - PermeateTurbidityAfterBP (NTU)



UF 3 - PermeateTurbidityAfterBP (NTU)





CERTIFICATE OF ANALYSIS

Work Order	: VA26A8239		
Client	: Town of Ladysmith	Laboratory	: ALS Environmental - Vancouver
Contact	: Shawn Baker	Account Manager	: Kevin Bhikadia
Address	: 410 Esplanade PO Box 220 Ladysmith British Columbia Canada V9G 1A2	Address	: 8081 Lougheed Highway Burnaby BC Canada V5A 1W9
Telephone	: ----	E-mail	: Kevin.Bhikadia@alsglobal.com
Project	: ----	Telephone	: +1 604 253 4188
PO	: 10977	Date Samples Received	: 08-Apr-2026 11:10
C-O-C number	: ----	Date Analysis Commenced	: 08-Apr-2026
Sampler	: ----	Issue Date	: 16-Apr-2026 13:36
Site	: Town of Ladysmith		
Quote number	: Town of Ladysmith Standing Offer		
No. of samples received	: 4		
No. of samples analysed	: 4		

This report supersedes any previous report(s) with this reference. Results apply to the sample(s) as submitted. This document shall not be reproduced, except in full.

This Certificate of Analysis contains the following information:

- General Comments
- Analytical Results

Additional information pertinent to this report will be found in the following separate attachments: Quality Control Report, QC Interpretive report to assist with Quality Review and Sample Receipt Notification (SRN).

Signatories

This document has been electronically signed by the authorized signatories below. Electronic signing is conducted in accordance with US FDA 21 CFR Part 11.

<i>Signatories</i>	<i>Position</i>	<i>Laboratory Department</i>
Hdeep Kaur	Lab Assistant	Inorganics, Burnaby, British Columbia
Miles Gropen	Department Manager - Inorganics	Microbiology, Burnaby, British Columbia
Monica Ko	Supervisor - Inorganic	Inorganics, Burnaby, British Columbia
Tracy Harley	Supervisor - Water Quality Instrumentation	Inorganics, Burnaby, British Columbia



General Comments

The analytical methods used by ALS are developed using internationally recognized reference methods (where available), such as those published by US EPA, APHA Standard Methods, ASTM, ISO, Environment Canada, BC MOE, and Ontario MOE. Refer to the ALS Quality Control Interpretive report (QCI) for applicable references and methodology summaries. Reference methods may incorporate modifications to improve performance.

Where a reported less than (<) result is higher than the LOR, this may be due to primary sample extract/digestate dilution and/or insufficient sample for analysis.

Where the LOR of a reported result differs from standard LOR, this may be due to high moisture content, insufficient sample (reduced weight employed) or matrix interference.

Please refer to Quality Control Interpretive report (QCI) for information regarding Holding Time compliance.

Key: CAS Number: Chemical Abstracts Services number is a unique identifier assigned to discrete substances.
LOR: Limit of Reporting (detection limit).

<i>Unit</i>	<i>Description</i>
-	no units
CFU/mL	colony forming units per millilitre
CU	colour units (1 cu = 1 mg/l pt)
mg/L	milligrams per litre
MPN/100mL	most probable number per hundred millilitres
NTU	nephelometric turbidity units
pH units	pH units
µS/cm	microsiemens per centimetre

<: less than.

>: greater than.

Surrogate: An analyte that is similar in behavior to target analyte(s), but that does not occur naturally in environmental samples. For applicable tests, surrogates are added to samples prior to analysis as a check on recovery.

Test results reported relate only to the samples as received by the laboratory.

UNLESS OTHERWISE STATED on SRN or QCI Report, ALL SAMPLES WERE RECEIVED IN ACCEPTABLE CONDITION.

Workorder Comments

Sample name " Treated Water (post reservoir)": Exceeded Recommended Holding Time prior to receipt at the lab for Microbiology analysis. Please check the PM for any other concerns.

Work Order : VA26A8239
Client : Town of Ladysmith
Project : ----





Analytical Results

Sub-Matrix: Water
 (Matrix: Water)

					Raw Water ----	DAF Effluent ----	UF Effluent ----	Treated Water (post reservoir) ----	----
					Client sample ID				
					Client sampling date / time				
Analyte	CAS Number	Method/Lab	LOR	Unit	VA26A8239-001	VA26A8239-002	VA26A8239-003	VA26A8239-004	----
					Result	Result	Result	Result	----
Sample Preparation									
Dissolved carbon filtration location	----	EP358/VA	-	-	lab	lab	lab	----	----
Physical Tests									
Alkalinity, total (as CaCO3)	----	E290/VA	1.0	mg/L	----	----	----	16.4	----
Colour, true	----	E329/VA	5.0	CU	----	----	----	<5.0	----
Conductivity	----	E100/VA	2.0	µS/cm	----	----	----	64.1	----
pH	----	E108/VA	0.10	pH units	----	----	----	7.40	----
Turbidity	----	E121/VA	0.10	NTU	----	----	----	<0.10	----
Organic / Inorganic Carbon									
Carbon, dissolved organic [DOC]	----	E358-L/VA	0.50	mg/L	2.46	1.15	1.21	----	----
Carbon, total organic [TOC]	----	E355-L/VA	0.50	mg/L	2.55	1.30	1.09	----	----
Microbiological Tests									
Heterotrophic plate count [HPC]	----	E020/VA	1	CFU/mL	----	----	----	<1	----
Coliforms, Escherichia coli [E. coli]	----	E010/VA	1	MPN/100 mL	----	----	----	<1	----
Coliforms, total	----	E010/VA	1	MPN/100 mL	----	----	----	<1	----

Please refer to the General Comments section for an explanation of any qualifiers detected.

Quality Control Interpretive Report

Work Order : VA26A8239

Client : Town of Ladysmith
 Contact : Shawn Baker
 Address : 410 Esplanade PO Box 220
 Ladysmith BC Canada V9G 1A2
 Telephone : ----
 Project : ----
 PO : 10977
 C-O-C number : ----
 Sampler : ----
 Site : Town of Ladysmith
 Quote number : Town of Ladysmith Standing Offer
 No. of samples received : 4
 No. of samples analysed : 4

Laboratory : ALS Environmental - Vancouver
 Account Manager : Kevin Bhikadia
 Address : 8081 Lougheed Highway
 Burnaby British Columbia Canada V5A 1W9
 Telephone : +1 604 253 4188
 Date Samples Received : 08-Apr-2026 11:10
 Issue Date : 16-Apr-2026 13:36

This report is automatically generated by the ALS LIMS (Laboratory Information Management System) through evaluation of Quality Control (QC) results and other QA parameters associated with this submission, and is intended to facilitate rapid data validation by auditors or reviewers. The report highlights any exceptions and outliers to ALS Data Quality Objectives, provides holding time details and exceptions, summarizes QC sample frequencies, and lists applicable methodology references and summaries.

Key

Anonymous: Refers to samples which are not part of this work order, but which formed part of the QC process lot.
 CAS Number: Chemical Abstracts Services number is a unique identifier assigned to discrete substances.
 DQO: Data Quality Objective.
 LOR: Limit of Reporting (detection limit).
 RPD: Relative Percent Difference.

Workorder Comments

Holding times are displayed as "---" if no guidance exists from CCME, Canadian provinces, or broadly recognized international references.



Summary of Outliers

Outliers : Quality Control Samples

- No Method Blank value outliers occur.
- No Duplicate outliers occur.
- No Laboratory Control Sample (LCS) outliers occur
- No Laboratory Control Sample Duplicate (LCSD) outliers occur
- No Matrix Spike outliers occur.
- No Matrix Spike Duplicate (MSD) outliers occur.
- No Test sample Surrogate recovery outliers exist.

Outliers: Reference Material (RM) Samples

- No Reference Material (RM) Sample outliers occur.

Outliers : Analysis Holding Time Compliance (Breaches)

- Analysis Holding Time Outliers exist.

Outliers : Frequency of Quality Control Samples

- No Quality Control Sample Frequency Outliers occur.



CERTIFICATE OF ANALYSIS

Work Order : **VA26A9179**
Client : **Town of Ladysmith**
Contact : Shawn Baker
Address : 410 Esplanade PO Box 220
 Ladysmith British Columbia Canada V9G 1A2
Telephone : ----
Project : Arbutus Water Treatment - Weekly Sampling
PO : 10940
C-O-C number : ----
Sampler : ----
Site : Town of Ladysmith
Quote number : Town of Ladysmith Standing Offer
No. of samples received : 4
No. of samples analysed : 4

Laboratory : ALS Environmental - Vancouver
Account Manager : Kevin Bhikadia
Address : 8081 Lougheed Highway
 Burnaby BC Canada V5A 1W9
E-mail : Kevin.Bhikadia@alsglobal.com
Telephone : +1 604 253 4188
Date Samples Received : 17-Apr-2026 10:30
Date Analysis Commenced : 17-Apr-2026
Issue Date : 20-Apr-2026 16:01

This report supersedes any previous report(s) with this reference. Results apply to the sample(s) as submitted. This document shall not be reproduced, except in full.

This Certificate of Analysis contains the following information:

- General Comments
- Analytical Results

Additional information pertinent to this report will be found in the following separate attachments: Quality Control Report, QC Interpretive report to assist with Quality Review and Sample Receipt Notification (SRN).

Signatories

This document has been electronically signed by the authorized signatories below. Electronic signing is conducted in accordance with US FDA 21 CFR Part 11.

<i>Signatories</i>	<i>Position</i>	<i>Laboratory Department</i>
Hyunduck Suk	Analyst- General	Microbiology, Burnaby, British Columbia
Lia Xie	Lab Assistant	Inorganics, Burnaby, British Columbia
Lindsay Gung	Department Manager - Inorganics	Microbiology, Burnaby, British Columbia
Miles Gropen	Department Manager - Inorganics	Inorganics, Burnaby, British Columbia



General Comments

The analytical methods used by ALS are developed using internationally recognized reference methods (where available), such as those published by US EPA, APHA Standard Methods, ASTM, ISO, Environment Canada, BC MOE, and Ontario MOE. Refer to the ALS Quality Control Interpretive report (QCI) for applicable references and methodology summaries. Reference methods may incorporate modifications to improve performance.

Where a reported less than (<) result is higher than the LOR, this may be due to primary sample extract/digestate dilution and/or insufficient sample for analysis.

Where the LOR of a reported result differs from standard LOR, this may be due to high moisture content, insufficient sample (reduced weight employed) or matrix interference.

Please refer to Quality Control Interpretive report (QCI) for information regarding Holding Time compliance.

Key: CAS Number: Chemical Abstracts Services number is a unique identifier assigned to discrete substances.
LOR: Limit of Reporting (detection limit).

<i>Unit</i>	<i>Description</i>
-	no units
CFU/mL	colony forming units per millilitre
CU	colour units (1 cu = 1 mg/l pt)
mg/L	milligrams per litre
MPN/100mL	most probable number per hundred millilitres
NTU	nephelometric turbidity units
pH units	pH units
µS/cm	microsiemens per centimetre

<: less than.

>: greater than.

Surrogate: An analyte that is similar in behavior to target analyte(s), but that does not occur naturally in environmental samples. For applicable tests, surrogates are added to samples prior to analysis as a check on recovery.

Test results reported relate only to the samples as received by the laboratory.

UNLESS OTHERWISE STATED on SRN or QCI Report, ALL SAMPLES WERE RECEIVED IN ACCEPTABLE CONDITION.

Workorder Comments

Sample name " Treated Water (post reservoir)" exceeded the recommended holding time prior to receipt at the lab for Microbiology analysis.

Work Order : VA26A9179
Client : Town of Ladysmith
Project : Arbutus Water Treatment - Weekly Sampling





Analytical Results

Sub-Matrix: Water
 (Matrix: Water)

					Raw Water ----	DAF Effluent ----	UF Effluent ----	Treated Water (post reservoir) ----	----
					Client sample ID				
					Client sampling date / time				
Analyte	CAS Number	Method/Lab	LOR	Unit	VA26A9179-001	VA26A9179-002	VA26A9179-003	VA26A9179-004	----
					Result	Result	Result	Result	----
Sample Preparation									
Dissolved carbon filtration location	----	EP358/VA	-	-	lab	lab	lab	----	----
Physical Tests									
Alkalinity, total (as CaCO3)	----	E290/VA	1.0	mg/L	----	----	----	16.9	----
Colour, true	----	E329/VA	5.0	CU	----	----	----	<5.0	----
Conductivity	----	E100/VA	2.0	µS/cm	----	----	----	63.5	----
pH	----	E108/VA	0.10	pH units	----	----	----	7.45	----
Turbidity	----	E121/VA	0.10	NTU	----	----	----	<0.10	----
Organic / Inorganic Carbon									
Carbon, dissolved organic [DOC]	----	E358-L/VA	0.50	mg/L	2.81	1.30	1.35	----	----
Carbon, total organic [TOC]	----	E355-L/VA	0.50	mg/L	3.03	1.41	1.29	----	----
Microbiological Tests									
Heterotrophic plate count [HPC]	----	E020/VA	1	CFU/mL	----	----	----	<1	----
Coliforms, Escherichia coli [E. coli]	----	E010/VA	1	MPN/100 mL	----	----	----	<1	----
Coliforms, total	----	E010/VA	1	MPN/100 mL	----	----	----	<1	----

Please refer to the General Comments section for an explanation of any qualifiers detected.

Quality Control Interpretive Report

Work Order : VA26A9179

Client : Town of Ladysmith
 Contact : Shawn Baker
 Address : 410 Esplanade PO Box 220
 Ladysmith BC Canada V9G 1A2
 Telephone : ----
 Project : Arbutus Water Treatment - Weekly Sampling
 PO : 10940
 C-O-C number : ----
 Sampler : ----
 Site : Town of Ladysmith
 Quote number : Town of Ladysmith Standing Offer
 No. of samples received : 4
 No. of samples analysed : 4

Laboratory : ALS Environmental - Vancouver
 Account Manager : Kevin Bhikadia
 Address : 8081 Lougheed Highway
 Burnaby British Columbia Canada V5A 1W9
 Telephone : +1 604 253 4188
 Date Samples Received : 17-Apr-2026 10:30
 Issue Date : 20-Apr-2026 16:01

This report is automatically generated by the ALS LIMS (Laboratory Information Management System) through evaluation of Quality Control (QC) results and other QA parameters associated with this submission, and is intended to facilitate rapid data validation by auditors or reviewers. The report highlights any exceptions and outliers to ALS Data Quality Objectives, provides holding time details and exceptions, summarizes QC sample frequencies, and lists applicable methodology references and summaries.

Key

Anonymous: Refers to samples which are not part of this work order, but which formed part of the QC process lot.
 CAS Number: Chemical Abstracts Services number is a unique identifier assigned to discrete substances.
 DQO: Data Quality Objective.
 LOR: Limit of Reporting (detection limit).
 RPD: Relative Percent Difference.

Workorder Comments

Holding times are displayed as "---" if no guidance exists from CCME, Canadian provinces, or broadly recognized international references.



CERTIFICATE OF ANALYSIS

Work Order	: VA26A9588	Laboratory	: ALS Environmental - Vancouver
Client	: Town of Ladysmith	Account Manager	: Kevin Bhikadia
Contact	: Shawn Baker	Address	: 8081 Lougheed Highway
Address	: 410 Esplanade PO Box 220 Ladysmith British Columbia Canada V9G 1A2		: Burnaby BC Canada V5A 1W9
Telephone	: ----	E-mail	: Kevin.Bhikadia@alsglobal.com
Project	: Arbutus Water Treatment - Monthly Sampling	Telephone	: +1 604 253 4188
PO	: 10940	Date Samples Received	: 22-Apr-2026 11:30
C-O-C number	: ----	Date Analysis Commenced	: 23-Apr-2026
Sampler	: ----	Issue Date	: 28-Apr-2026 14:59
Site	: Town of Ladysmith		
Quote number	: Town of Ladysmith Standing Offer		
No. of samples received	: 1		
No. of samples analysed	: 1		

This report supersedes any previous report(s) with this reference. Results apply to the sample(s) as submitted. This document shall not be reproduced, except in full.

This Certificate of Analysis contains the following information:

- General Comments
- Analytical Results
- Surrogate Control Limits

Additional information pertinent to this report will be found in the following separate attachments: Quality Control Report, QC Interpretive report to assist with Quality Review and Sample Receipt Notification (SRN).

Signatories

This document has been electronically signed by the authorized signatories below. Electronic signing is conducted in accordance with US FDA 21 CFR Part 11.

<i>Signatories</i>	<i>Position</i>	<i>Laboratory Department</i>
Catherine DeMone	Laboratory Analyst	LCMS, Waterloo, Ontario
Kevin Duarte	Supervisor - Metals ICP Instrumentation	Metals, Burnaby, British Columbia
Ophelia Chiu	Department Manager - Organics	Organics, Burnaby, British Columbia



General Comments

The analytical methods used by ALS are developed using internationally recognized reference methods (where available), such as those published by US EPA, APHA Standard Methods, ASTM, ISO, Environment Canada, BC MOE, and Ontario MOE. Refer to the ALS Quality Control Interpretive report (QCI) for applicable references and methodology summaries. Reference methods may incorporate modifications to improve performance.

Where a reported less than (<) result is higher than the LOR, this may be due to primary sample extract/digestate dilution and/or insufficient sample for analysis.

Where the LOR of a reported result differs from standard LOR, this may be due to high moisture content, insufficient sample (reduced weight employed) or matrix interference.

Please refer to Quality Control Interpretive report (QCI) for information regarding Holding Time compliance.

Key: CAS Number: Chemical Abstracts Services number is a unique identifier assigned to discrete substances.
LOR: Limit of Reporting (detection limit).

<i>Unit</i>	<i>Description</i>
mg/L	milligrams per litre
µg/L	micrograms per litre

<: less than.

>: greater than.

Surrogate: An analyte that is similar in behavior to target analyte(s), but that does not occur naturally in environmental samples. For applicable tests, surrogates are added to samples prior to analysis as a check on recovery.

Test results reported relate only to the samples as received by the laboratory.

UNLESS OTHERWISE STATED on SRN or QCI Report, ALL SAMPLES WERE RECEIVED IN ACCEPTABLE CONDITION.

Qualifiers

<i>Qualifier</i>	<i>Description</i>
RRV	Reported result verified by repeat analysis.



Analytical Results

Sub-Matrix: Water
 (Matrix: Water)

					Client sample ID	Treated Water (post reservoir)	----	----	----	----
					Client sampling date / time	21-Apr-2026 10:50	----	----	----	----
Analyte	CAS Number	Method/Lab	LOR	Unit	VA26A9588-001	----	----	----	----	----
						Result	----	----	----	----
Total Metals										
Aluminum, total	7429-90-5	E420/VA	0.0030	mg/L	0.0100 ^{RRV}	----	----	----	----	----
Volatile Organic Compounds [THMs]										
Bromodichloromethane	75-27-4	E611B/VA	1.0	µg/L	1.7	----	----	----	----	----
Bromoform	75-25-2	E611B/VA	1.0	µg/L	<1.0	----	----	----	----	----
Chloroform	67-66-3	E611B/VA	1.0	µg/L	21.1	----	----	----	----	----
Dibromochloromethane	124-48-1	E611B/VA	1.0	µg/L	<1.0	----	----	----	----	----
Trihalomethanes [THMs], total	----	E611B/VA	2.0	µg/L	22.8	----	----	----	----	----
Volatile Organic Compounds [THMs] Surrogates										
Bromofluorobenzene, 4-	460-00-4	E611B/VA	1.0	%	93.3	----	----	----	----	----
Difluorobenzene, 1,4-	540-36-3	E611B/VA	1.0	%	98.1	----	----	----	----	----
Haloacetic Acids										
Bromochloroacetic acid	5589-96-8	E750/WT	1.00	µg/L	<1.00	----	----	----	----	----
Dibromoacetic acid	631-64-1	E750/WT	1.00	µg/L	<1.00	----	----	----	----	----
Dichloroacetic acid	79-43-6	E750/WT	1.00	µg/L	6.13	----	----	----	----	----
Monobromoacetic acid	79-08-3	E750/WT	1.00	µg/L	<1.00	----	----	----	----	----
Monochloroacetic acid	79-11-8	E750/WT	1.00	µg/L	<1.00	----	----	----	----	----
Trichloroacetic acid	76-03-9	E750/WT	1.00	µg/L	7.56	----	----	----	----	----
Haloacetic acids, total [HAA5]	n/a	E750/WT	5.00	µg/L	13.7	----	----	----	----	----

Please refer to the General Comments section for an explanation of any qualifiers detected.

Quality Control Interpretive Report

Work Order : VA26A9588

Client : Town of Ladysmith
 Contact : Shawn Baker
 Address : 410 Esplanade PO Box 220
 Ladysmith BC Canada V9G 1A2
 Telephone : ----
 Project : Arbutus Water Treatment - Monthly Sampling
 PO : 10940
 C-O-C number : ----
 Sampler : ----
 Site : Town of Ladysmith
 Quote number : Town of Ladysmith Standing Offer
 No. of samples received : 1
 No. of samples analysed : 1

Laboratory : ALS Environmental - Vancouver
 Account Manager : Kevin Bhikadia
 Address : 8081 Lougheed Highway
 Burnaby British Columbia Canada V5A 1W9
 Telephone : +1 604 253 4188
 Date Samples Received : 22-Apr-2026 11:30
 Issue Date : 28-Apr-2026 14:59

This report is automatically generated by the ALS LIMS (Laboratory Information Management System) through evaluation of Quality Control (QC) results and other QA parameters associated with this submission, and is intended to facilitate rapid data validation by auditors or reviewers. The report highlights any exceptions and outliers to ALS Data Quality Objectives, provides holding time details and exceptions, summarizes QC sample frequencies, and lists applicable methodology references and summaries.

Key

Anonymous: Refers to samples which are not part of this work order, but which formed part of the QC process lot.
 CAS Number: Chemical Abstracts Services number is a unique identifier assigned to discrete substances.
 DQO: Data Quality Objective.
 LOR: Limit of Reporting (detection limit).
 RPD: Relative Percent Difference.

Workorder Comments

Holding times are displayed as "---" if no guidance exists from CCME, Canadian provinces, or broadly recognized international references.



Summary of Outliers

Outliers : Quality Control Samples

- No Method Blank value outliers occur.
- No Duplicate outliers occur.
- No Laboratory Control Sample (LCS) outliers occur
- No Laboratory Control Sample Duplicate (LCSD) outliers occur
- No Matrix Spike outliers occur.
- No Matrix Spike Duplicate (MSD) outliers occur.
- No Test sample Surrogate recovery outliers exist.

Outliers: Reference Material (RM) Samples

- No Reference Material (RM) Sample outliers occur.

Outliers : Analysis Holding Time Compliance (Breaches)

- No Analysis Holding Time Outliers exist.

Outliers : Frequency of Quality Control Samples

- No Quality Control Sample Frequency Outliers occur.



CERTIFICATE OF ANALYSIS

Work Order	: VA26A9585	Laboratory	: ALS Environmental - Vancouver
Client	: Town of Ladysmith	Account Manager	: Kevin Bhikadia
Contact	: Shawn Baker	Address	: 8081 Lougheed Highway
Address	: 410 Esplanade PO Box 220 Ladysmith British Columbia Canada V9G 1A2		: Burnaby BC Canada V5A 1W9
Telephone	: ----	E-mail	: Kevin.Bhikadia@alsglobal.com
Project	: Arbutus Water Treatment - Weekly Sampling	Telephone	: +1 604 253 4188
PO	: 10940	Date Samples Received	: 22-Apr-2026 11:30
C-O-C number	: ----	Date Analysis Commenced	: 22-Apr-2026
Sampler	: ----	Issue Date	: 28-Apr-2026 14:59
Site	: Town of Ladysmith		
Quote number	: Town of Ladysmith Standing Offer		
No. of samples received	: 4		
No. of samples analysed	: 4		

This report supersedes any previous report(s) with this reference. Results apply to the sample(s) as submitted. This document shall not be reproduced, except in full.

This Certificate of Analysis contains the following information:

- General Comments
- Analytical Results

Additional information pertinent to this report will be found in the following separate attachments: Quality Control Report, QC Interpretive report to assist with Quality Review and Sample Receipt Notification (SRN).

Signatories

This document has been electronically signed by the authorized signatories below. Electronic signing is conducted in accordance with US FDA 21 CFR Part 11.

<i>Signatories</i>	<i>Position</i>	<i>Laboratory Department</i>
Hdeep Kaur	Lab Assistant	Inorganics, Burnaby, British Columbia
Miles Gropen	Department Manager - Inorganics	Microbiology, Burnaby, British Columbia
Monica Ko	Supervisor - Inorganic	Inorganics, Burnaby, British Columbia



General Comments

The analytical methods used by ALS are developed using internationally recognized reference methods (where available), such as those published by US EPA, APHA Standard Methods, ASTM, ISO, Environment Canada, BC MOE, and Ontario MOE. Refer to the ALS Quality Control Interpretive report (QCI) for applicable references and methodology summaries. Reference methods may incorporate modifications to improve performance.

Where a reported less than (<) result is higher than the LOR, this may be due to primary sample extract/digestate dilution and/or insufficient sample for analysis.

Where the LOR of a reported result differs from standard LOR, this may be due to high moisture content, insufficient sample (reduced weight employed) or matrix interference.

Please refer to Quality Control Interpretive report (QCI) for information regarding Holding Time compliance.

Key: CAS Number: Chemical Abstracts Services number is a unique identifier assigned to discrete substances.
LOR: Limit of Reporting (detection limit).

<i>Unit</i>	<i>Description</i>
-	no units
CFU/mL	colony forming units per millilitre
CU	colour units (1 cu = 1 mg/l pt)
mg/L	milligrams per litre
MPN/100mL	most probable number per hundred millilitres
NTU	nephelometric turbidity units
pH units	pH units
µS/cm	microsiemens per centimetre

<: less than.

>: greater than.

Surrogate: An analyte that is similar in behavior to target analyte(s), but that does not occur naturally in environmental samples. For applicable tests, surrogates are added to samples prior to analysis as a check on recovery.

Test results reported relate only to the samples as received by the laboratory.

UNLESS OTHERWISE STATED on SRN or QCI Report, ALL SAMPLES WERE RECEIVED IN ACCEPTABLE CONDITION.

Work Order : VA26A9585
Client : Town of Ladysmith
Project : Arbutus Water Treatment - Weekly Sampling





Analytical Results

Sub-Matrix: Water
 (Matrix: Water)

					Raw Water ----	DAF Effluent ----	UF Effluent ----	Treated Water (post reservoir) ----	----
					Client sample ID				
					Client sampling date / time				
Analyte	CAS Number	Method/Lab	LOR	Unit	VA26A9585-001	VA26A9585-002	VA26A9585-003	VA26A9585-004	----
					Result	Result	Result	Result	----
Sample Preparation									
Dissolved carbon filtration location	----	EP358/VA	-	-	lab	lab	lab	----	----
Physical Tests									
Alkalinity, total (as CaCO3)	----	E290/VA	1.0	mg/L	----	----	----	16.7	----
Colour, true	----	E329/VA	5.0	CU	----	----	----	<5.0	----
Conductivity	----	E100/VA	2.0	µS/cm	----	----	----	65.3	----
pH	----	E108/VA	0.10	pH units	----	----	----	7.45	----
Turbidity	----	E121/VA	0.10	NTU	----	----	----	<0.10	----
Organic / Inorganic Carbon									
Carbon, dissolved organic [DOC]	----	E358-L/VA	0.50	mg/L	3.00	1.26	1.27	----	----
Carbon, total organic [TOC]	----	E355-L/VA	0.50	mg/L	3.16	1.49	1.17	----	----
Microbiological Tests									
Heterotrophic plate count [HPC]	----	E020/VA	1	CFU/mL	----	----	----	<1	----
Coliforms, Escherichia coli [E. coli]	----	E010/VA	1	MPN/100 mL	----	----	----	<1	----
Coliforms, total	----	E010/VA	1	MPN/100 mL	----	----	----	<1	----

Please refer to the General Comments section for an explanation of any qualifiers detected.

Quality Control Interpretive Report

Work Order : VA26A9585

Client : Town of Ladysmith
 Contact : Shawn Baker
 Address : 410 Esplanade PO Box 220
 Ladysmith BC Canada V9G 1A2
 Telephone : ----
 Project : Arbutus Water Treatment - Weekly Sampling
 PO : 10940
 C-O-C number : ----
 Sampler : ----
 Site : Town of Ladysmith
 Quote number : Town of Ladysmith Standing Offer
 No. of samples received : 4
 No. of samples analysed : 4

Laboratory : ALS Environmental - Vancouver
 Account Manager : Kevin Bhikadia
 Address : 8081 Lougheed Highway
 Burnaby British Columbia Canada V5A 1W9
 Telephone : +1 604 253 4188
 Date Samples Received : 22-Apr-2026 11:30
 Issue Date : 28-Apr-2026 14:59

This report is automatically generated by the ALS LIMS (Laboratory Information Management System) through evaluation of Quality Control (QC) results and other QA parameters associated with this submission, and is intended to facilitate rapid data validation by auditors or reviewers. The report highlights any exceptions and outliers to ALS Data Quality Objectives, provides holding time details and exceptions, summarizes QC sample frequencies, and lists applicable methodology references and summaries.

Key

Anonymous: Refers to samples which are not part of this work order, but which formed part of the QC process lot.
 CAS Number: Chemical Abstracts Services number is a unique identifier assigned to discrete substances.
 DQO: Data Quality Objective.
 LOR: Limit of Reporting (detection limit).
 RPD: Relative Percent Difference.

Workorder Comments

Holding times are displayed as "---" if no guidance exists from CCME, Canadian provinces, or broadly recognized international references.



Summary of Outliers

Outliers : Quality Control Samples

- No Method Blank value outliers occur.
- No Duplicate outliers occur.
- No Laboratory Control Sample (LCS) outliers occur
- No Laboratory Control Sample Duplicate (LCSD) outliers occur
- No Matrix Spike outliers occur.
- No Matrix Spike Duplicate (MSD) outliers occur.
- No Test sample Surrogate recovery outliers exist.

Outliers: Reference Material (RM) Samples

- No Reference Material (RM) Sample outliers occur.

Outliers : Analysis Holding Time Compliance (Breaches)

- Analysis Holding Time Outliers exist.

Outliers : Frequency of Quality Control Samples

- No Quality Control Sample Frequency Outliers occur.



CERTIFICATE OF ANALYSIS

Work Order	: VA26B0314	Laboratory	: ALS Environmental - Vancouver
Client	: Town of Ladysmith	Account Manager	: Kevin Bhikadia
Contact	: Shawn Baker	Address	: 8081 Lougheed Highway
Address	: 410 Esplanade PO Box 220 Ladysmith British Columbia Canada V9G 1A2		: Burnaby BC Canada V5A 1W9
Telephone	: ----	E-mail	: Kevin.Bhikadia@alsglobal.com
Project	: Arbutus Water Treatment Plant - Weekly Sampling	Telephone	: +1 604 253 4188
PO	: 10940	Date Samples Received	: 29-Apr-2026 10:15
C-O-C number	: ----	Date Analysis Commenced	: 29-Apr-2026
Sampler	: ----	Issue Date	: 06-May-2026 16:02
Site	: Town of Ladysmith		
Quote number	: Town of Ladysmith Standing Offer		
No. of samples received	: 4		
No. of samples analysed	: 4		

This report supersedes any previous report(s) with this reference. Results apply to the sample(s) as submitted. This document shall not be reproduced, except in full.

This Certificate of Analysis contains the following information:

- General Comments
- Analytical Results

Additional information pertinent to this report will be found in the following separate attachments: Quality Control Report, QC Interpretive report to assist with Quality Review and Sample Receipt Notification (SRN).

Signatories

This document has been electronically signed by the authorized signatories below. Electronic signing is conducted in accordance with US FDA 21 CFR Part 11.

<i>Signatories</i>	<i>Position</i>	<i>Laboratory Department</i>
Brieanna Allen	Production/Validation Manager	Inorganics, Burnaby, British Columbia
Miles Gropen	Department Manager - Inorganics	Microbiology, Burnaby, British Columbia



General Comments

The analytical methods used by ALS are developed using internationally recognized reference methods (where available), such as those published by US EPA, APHA Standard Methods, ASTM, ISO, Environment Canada, BC MOE, and Ontario MOE. Refer to the ALS Quality Control Interpretive report (QCI) for applicable references and methodology summaries. Reference methods may incorporate modifications to improve performance.

Where a reported less than (<) result is higher than the LOR, this may be due to primary sample extract/digestate dilution and/or insufficient sample for analysis.

Where the LOR of a reported result differs from standard LOR, this may be due to high moisture content, insufficient sample (reduced weight employed) or matrix interference.

Please refer to Quality Control Interpretive report (QCI) for information regarding Holding Time compliance.

Key: CAS Number: Chemical Abstracts Services number is a unique identifier assigned to discrete substances.
LOR: Limit of Reporting (detection limit).

<i>Unit</i>	<i>Description</i>
-	no units
CFU/mL	colony forming units per millilitre
CU	colour units (1 cu = 1 mg/l pt)
mg/L	milligrams per litre
MPN/100mL	most probable number per hundred millilitres
NTU	nephelometric turbidity units
pH units	pH units
µS/cm	microsiemens per centimetre

<: less than.

>: greater than.

Surrogate: An analyte that is similar in behavior to target analyte(s), but that does not occur naturally in environmental samples. For applicable tests, surrogates are added to samples prior to analysis as a check on recovery.

Test results reported relate only to the samples as received by the laboratory.

UNLESS OTHERWISE STATED on SRN or QCI Report, ALL SAMPLES WERE RECEIVED IN ACCEPTABLE CONDITION.

Work Order : VA26B0314
Client : Town of Ladysmith
Project : Arbutus Water Treatment Plant - Weekly Sampling





Analytical Results

Sub-Matrix: Water
 (Matrix: Water)

					Raw Water ----	DAF Effluent ----	UF Effluent ----	Treated Water (post reservoir) ----	----
					Client sample ID				
					Client sampling date / time				
Analyte	CAS Number	Method/Lab	LOR	Unit	VA26B0314-001	VA26B0314-002	VA26B0314-003	VA26B0314-004	----
					Result	Result	Result	Result	----
Sample Preparation									
Dissolved carbon filtration location	----	EP358/VA	-	-	lab	lab	lab	----	----
Physical Tests									
Alkalinity, total (as CaCO3)	----	E290/VA	1.0	mg/L	----	----	----	13.4	----
Colour, true	----	E329/VA	5.0	CU	----	----	----	<5.0	----
Conductivity	----	E100/VA	2.0	µS/cm	----	----	----	56.5	----
pH	----	E108/VA	0.10	pH units	----	----	----	7.44	----
Turbidity	----	E121/VA	0.10	NTU	----	----	----	<0.10	----
Organic / Inorganic Carbon									
Carbon, dissolved organic [DOC]	----	E358-L/VA	0.50	mg/L	2.57	0.98	0.97	----	----
Carbon, total organic [TOC]	----	E355-L/VA	0.50	mg/L	3.02	1.25	1.13	----	----
Microbiological Tests									
Heterotrophic plate count [HPC]	----	E020/VA	1	CFU/mL	----	----	----	<1	----
Coliforms, Escherichia coli [E. coli]	----	E010/VA	1	MPN/100 mL	----	----	----	<1	----
Coliforms, total	----	E010/VA	1	MPN/100 mL	----	----	----	<1	----

Please refer to the General Comments section for an explanation of any qualifiers detected.

Quality Control Interpretive Report

Work Order : VA26B0314

Client : Town of Ladysmith
 Contact : Shawn Baker
 Address : 410 Esplanade PO Box 220
 Ladysmith BC Canada V9G 1A2
 Telephone : ----
 Project : Arbutus Water Treatment Plant - Weekly Sampling
 PO : 10940
 C-O-C number : ----
 Sampler : ----
 Site : Town of Ladysmith
 Quote number : Town of Ladysmith Standing Offer
 No. of samples received : 4
 No. of samples analysed : 4

Laboratory : ALS Environmental - Vancouver
 Account Manager : Kevin Bhikadia
 Address : 8081 Lougheed Highway
 Burnaby British Columbia Canada V5A 1W9
 Telephone : +1 604 253 4188
 Date Samples Received : 29-Apr-2026 10:15
 Issue Date : 06-May-2026 16:02

This report is automatically generated by the ALS LIMS (Laboratory Information Management System) through evaluation of Quality Control (QC) results and other QA parameters associated with this submission, and is intended to facilitate rapid data validation by auditors or reviewers. The report highlights any exceptions and outliers to ALS Data Quality Objectives, provides holding time details and exceptions, summarizes QC sample frequencies, and lists applicable methodology references and summaries.

Key

Anonymous: Refers to samples which are not part of this work order, but which formed part of the QC process lot.
 CAS Number: Chemical Abstracts Services number is a unique identifier assigned to discrete substances.
 DQO: Data Quality Objective.
 LOR: Limit of Reporting (detection limit).
 RPD: Relative Percent Difference.

Workorder Comments

Holding times are displayed as "---" if no guidance exists from CCME, Canadian provinces, or broadly recognized international references.



Summary of Outliers

Outliers : Quality Control Samples

- No Method Blank value outliers occur.
- No Duplicate outliers occur.
- No Laboratory Control Sample (LCS) outliers occur
- No Laboratory Control Sample Duplicate (LCSD) outliers occur
- No Matrix Spike outliers occur.
- No Matrix Spike Duplicate (MSD) outliers occur.
- No Test sample Surrogate recovery outliers exist.

Outliers: Reference Material (RM) Samples

- No Reference Material (RM) Sample outliers occur.

Outliers : Analysis Holding Time Compliance (Breaches)

- Analysis Holding Time Outliers exist.

Outliers : Frequency of Quality Control Samples

- No Quality Control Sample Frequency Outliers occur.