

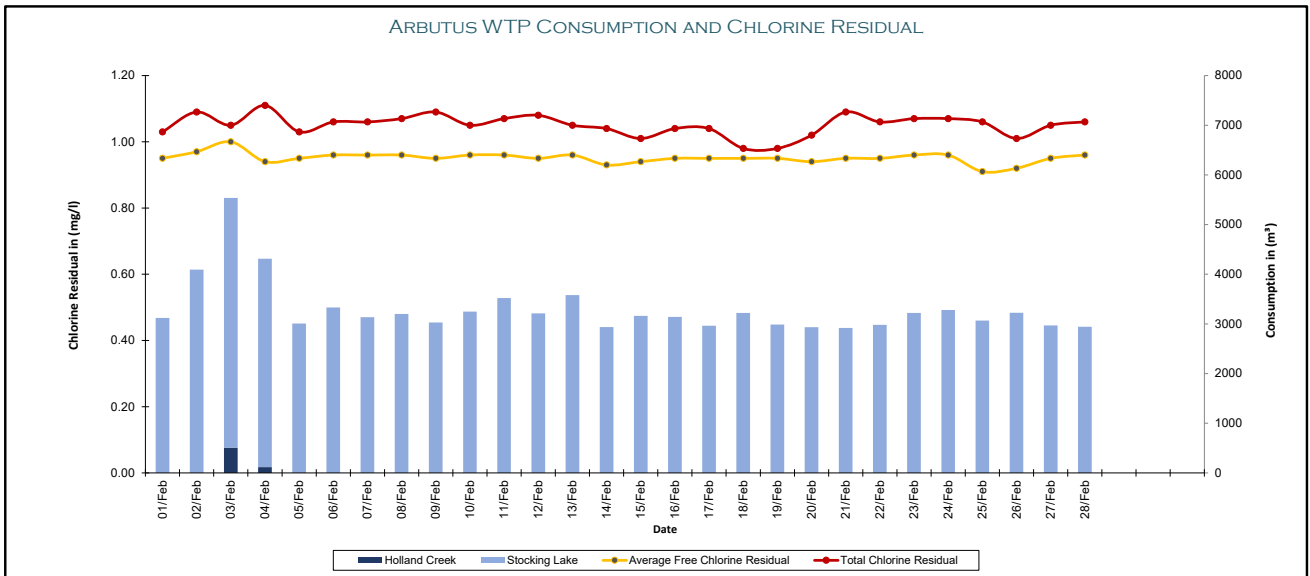
TOWN OF LADYSMITH - ARBUTUS WATER TREATMENT PLANT

FEBRUARY 2026 - MONTHLY REPORT

| Date | Daily Flow | | | Chlorine Residual | | | | CT* Minutes-mg/l | External Lab Testing | | | | | |
|--------|---------------|---------------|---------------|-------------------|----------|----------|-------|---------------------|----------------------|--------|-----------------|----------|--------|--------|
| | Stocking Lake | Holland Creek | Combined Flow | Free Min | Free Max | Free Avg | Total | | HPC | E.coli | Total Coliforms | Aluminum | THM | HAA |
| | m³ | m³ | m³ | mg/l | mg/l | mg/l | mg/l | | CFU | MPN | MPN | mg/l | mg/l | mg/l |
| 01-Feb | 3120 | 0 | 3120 | 0.92 | 0.95 | 0.95 | 1.03 | 156 | | | | | | |
| 02-Feb | 4093 | 0 | 4093 | 0.91 | 0.97 | 0.97 | 1.09 | 156 | | | | | | |
| 03-Feb | 5027 | 509 | 5536 | 0.95 | 1.00 | 1.00 | 1.05 | 99 | 9 | < 1 | < 1 | 0.0084 | 0.0167 | 0.0094 |
| 04-Feb | 4196 | 117 | 4313 | 0.94 | 1.00 | 0.94 | 1.11 | 112 | | | | | | |
| 05-Feb | 3006 | 1 | 3007 | 0.91 | 0.95 | 0.95 | 1.03 | 136 | | | | | | |
| 06-Feb | 3331 | 0 | 3331 | 0.93 | 0.97 | 0.96 | 1.06 | 152 | | | | | | |
| 07-Feb | 3135 | 0 | 3135 | 0.94 | 0.96 | 0.96 | 1.06 | 165 | | | | | | |
| 08-Feb | 3202 | 0 | 3202 | 0.94 | 0.96 | 0.96 | 1.07 | 127 | | | | | | |
| 09-Feb | 3028 | 0 | 3028 | 0.94 | 0.96 | 0.95 | 1.09 | 110 | | | | | | |
| 10-Feb | 3248 | 0 | 3248 | 0.94 | 0.96 | 0.96 | 1.05 | 135 | 1 | < 1 | < 1 | | | |
| 11-Feb | 3522 | 0 | 3522 | 0.94 | 0.96 | 0.96 | 1.07 | 125 | | | | | | |
| 12-Feb | 3211 | 0 | 3211 | 0.94 | 0.97 | 0.95 | 1.08 | 103 | | | | | | |
| 13-Feb | 3579 | 0 | 3579 | 0.93 | 0.96 | 0.96 | 1.05 | 130 | | | | | | |
| 14-Feb | 2938 | 0 | 2938 | 0.92 | 0.96 | 0.93 | 1.04 | 123 | | | | | | |
| 15-Feb | 3163 | 0 | 3163 | 0.91 | 0.94 | 0.94 | 1.01 | 165 | | | | | | |
| 16-Feb | 3141 | 0 | 3141 | 0.92 | 0.96 | 0.95 | 1.04 | 115 | | | | | | |
| 17-Feb | 2962 | 0 | 2962 | 0.93 | 0.96 | 0.95 | 1.04 | 118 | < 1 | < 1 | < 1 | | | |
| 18-Feb | 3221 | 0 | 3221 | 0.93 | 0.96 | 0.95 | 0.98 | 129 | | | | | | |
| 19-Feb | 2987 | 0 | 2987 | 0.92 | 0.95 | 0.95 | 0.98 | 106 | | | | | | |
| 20-Feb | 2934 | 0 | 2934 | 0.92 | 0.95 | 0.94 | 1.02 | 96 | | | | | | |
| 21-Feb | 2918 | 0 | 2918 | 0.93 | 0.95 | 0.95 | 1.09 | 138 | | | | | | |
| 22-Feb | 2981 | 0 | 2981 | 0.93 | 0.96 | 0.95 | 1.06 | 162 | | | | | | |
| 23-Feb | 3220 | 0 | 3220 | 0.92 | 0.97 | 0.96 | 1.07 | 142 | | | | | | |
| 24-Feb | 3280 | 0 | 3280 | 0.94 | 0.98 | 0.96 | 1.07 | 146 | 1 | < 1 | < 1 | | | |
| 25-Feb | 3066 | 0 | 3066 | 0.91 | 0.97 | 0.91 | 1.06 | 152 | | | | | | |
| 26-Feb | 3225 | 0 | 3225 | 0.86 | 0.92 | 0.92 | 1.01 | 186 | | | | | | |
| 27-Feb | 2969 | 0 | 2969 | 0.92 | 0.96 | 0.95 | 1.05 | 150 | | | | | | |
| 28-Feb | 2944 | 0 | 2944 | 0.94 | 0.98 | 0.96 | 1.06 | 146 | | | | | | |

*CT - Recorded as the minimum value at the highest daily flow ** Manual Residual were not taken

| | | | | | | | | | | | | | | | |
|----------------|-------|-----|-------|------|------|------|------|-----|-----|-----|-----|--------|--------|---------|--|
| Total | 91647 | 627 | 92274 | | | | | | | | | | | | |
| Average | 3273 | 22 | 3296 | 0.93 | 0.96 | 0.95 | 1.05 | 135 | < 3 | < 1 | < 1 | 0.0084 | 0.0167 | 0.00939 | |



Town of Ladysmith Arbutus DWTP

Monthly LRV and Turbidity Report

01/29/2026 - 03/01/2026

LRV Monthly Average

| Asset | Parameter | Health | Avg | Std. Dev | Points | LL | L | %In | % between L and LL | % < LL | Unit |
|-------|-----------|--------|-------|----------|--------|------|-----|-------|--------------------|--------|------|
| UF 1 | LRV | ● | 5.0 | 0.0 | 34 | 4.25 | 4.5 | 100 % | 0 % | 0 % | # |
| UF 2 | LRV | ● | 4.991 | 0.05 | 33 | 4.25 | 4.5 | 100 % | 0 % | 0 % | # |
| UF 3 | LRV | ● | 5.0 | 0.0 | 33 | 4.25 | 4.5 | 100 % | 0 % | 0 % | # |

LRV Daily Values

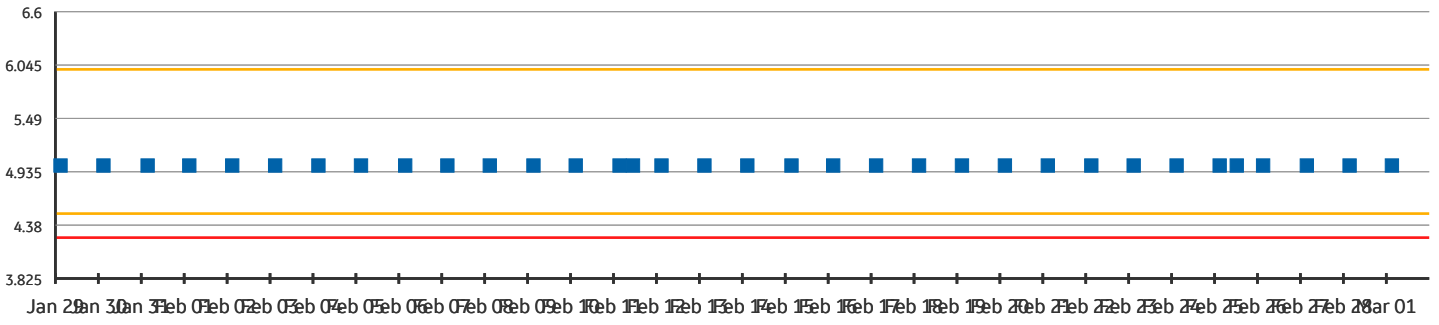
| Asset | Parameter | Jan 29 | Jan 30 | Jan 31 | Feb 0 1 | Feb 0 2 | Feb 0 3 | Feb 0 4 | Feb 0 5 | Feb 0 6 | Feb 0 7 | Feb 0 8 | Feb 0 9 |
|-------|-----------|--------|--------|--------|---------|---------|---------|---------|---------|---------|---------|---------|---------|
| UF 1 | LRV | 5.0 | 5.0 | 5.0 | 5.0 | 5.0 | 5.0 | 5.0 | 5.0 | 5.0 | 5.0 | 5.0 | 5.0 |
| UF 2 | LRV | 5.0 | 5.0 | 5.0 | 5.0 | 5.0 | 5.0 | 5.0 | 5.0 | 5.0 | 5.0 | 5.0 | 5.0 |
| UF 3 | LRV | 5.0 | 5.0 | 5.0 | 5.0 | 5.0 | 5.0 | 5.0 | 5.0 | 5.0 | 5.0 | 5.0 | 5.0 |

| Asset | Feb 1 0 | Feb 1 1 | Feb 1 2 | Feb 1 3 | Feb 1 4 | Feb 1 5 | Feb 1 6 | Feb 1 7 | Feb 1 8 | Feb 1 9 | Feb 2 0 | Feb 2 1 | Feb 2 2 | Feb 2 3 | Feb 2 4 | Feb 2 5 |
|-------|---------|---------|---------|---------|---------|---------|---------|---------|---------|---------|---------|---------|---------|---------|---------|---------|
| UF 1 | 5.0 | 5.0 | 5.0 | 5.0 | 5.0 | 5.0 | 5.0 | 5.0 | 5.0 | 5.0 | 5.0 | 5.0 | 5.0 | 5.0 | 5.0 | 5.0 |
| UF 2 | 5.0 | 5.0 | 5.0 | 5.0 | 5.0 | 5.0 | 5.0 | 5.0 | 5.0 | 5.0 | 5.0 | 5.0 | 5.0 | 5.0 | 5.0 | 4.85 |
| UF 3 | 5.0 | 5.0 | 5.0 | 5.0 | 5.0 | 5.0 | 5.0 | 5.0 | 5.0 | 5.0 | 5.0 | 5.0 | 5.0 | 5.0 | 5.0 | 5.0 |

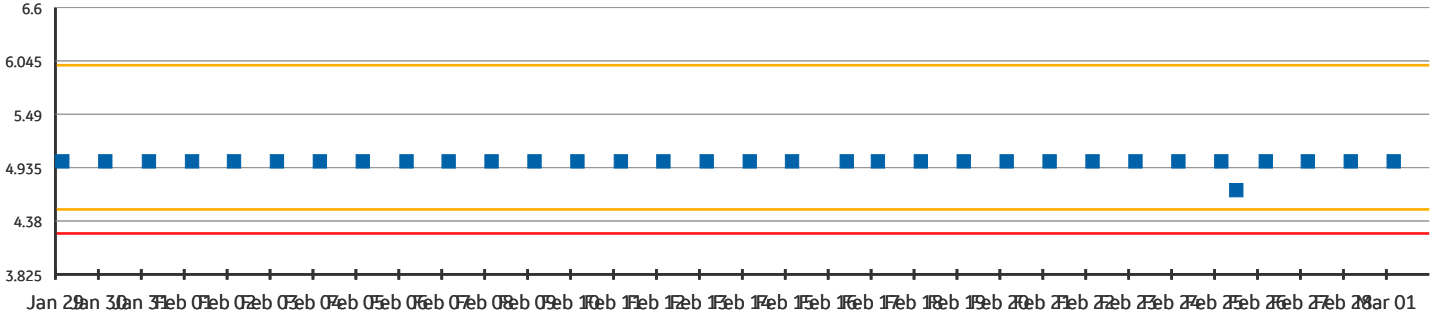
| Asset | Feb 2 6 | Feb 2 7 | Feb 2 8 | Mar 0 1 |
|-------|---------|---------|---------|---------|
| UF 1 | 5.0 | 5.0 | 5.0 | 5.0 |
| UF 2 | 5.0 | 5.0 | 5.0 | 5.0 |
| UF 3 | 5.0 | 5.0 | 5.0 | 5.0 |

LRV Raw Data

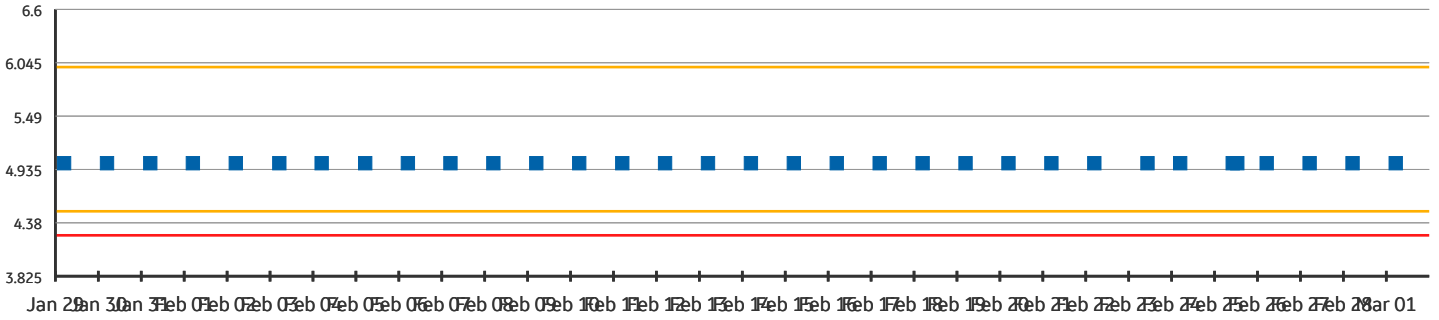
UF 1 - LRV (#)



UF 2 - LRV (#)



UF 3 - LRV (#)



Turbidity Monthly Average

| Asset | Parameter | Health | Avg | Std. Dev | Points | H | HH | %In | % between H and HH | % > HH | Unit |
|-------|--------------------------|--------|-------|----------|--------|-----|-----|-------|--------------------|--------|------|
| UF 1 | PermeateTurbidity | | 0.014 | 0.01 | 45207 | -- | -- | 100 % | 0 % | 0 % | NTU |
| UF 2 | PermeateTurbidity | | 0.013 | 0.0 | 45207 | -- | -- | 100 % | 0 % | 0 % | NTU |
| UF 3 | PermeateTurbidity | | 0.014 | 0.0 | 45207 | -- | -- | 100 % | 0 % | 0 % | NTU |
| UF 1 | PermeateTurbidityAfterBP | ● | 0.014 | 0.0 | 381 | 0.1 | 0.3 | 100 % | 0 % | 0 % | NTU |
| UF 2 | PermeateTurbidityAfterBP | ● | 0.013 | 0.0 | 362 | 0.1 | 0.3 | 100 % | 0 % | 0 % | NTU |
| UF 3 | PermeateTurbidityAfterBP | ● | 0.014 | 0.0 | 379 | 0.1 | 0.3 | 100 % | 0 % | 0 % | NTU |

Turbidity Daily Averages

| Asset | Parameter | Jan 29 | Jan 30 | Jan 31 | Feb 01 | Feb 02 | Feb 03 | Feb 04 | Feb 05 | Feb 06 | Feb 07 | Feb 08 |
|-------|-------------------|--------|--------|--------|--------|--------|--------|--------|--------|--------|--------|--------|
| UF 1 | PermeateTurbidity | 0.015 | 0.015 | 0.015 | 0.015 | 0.015 | 0.016 | 0.017 | 0.017 | 0.017 | 0.017 | 0.017 |
| UF 2 | PermeateTurbidity | 0.013 | 0.013 | 0.013 | 0.013 | 0.013 | 0.013 | 0.013 | 0.013 | 0.013 | 0.013 | 0.013 |
| UF 3 | PermeateTurbidity | 0.017 | 0.017 | 0.017 | 0.017 | 0.017 | 0.017 | 0.017 | 0.018 | 0.019 | 0.019 | 0.019 |

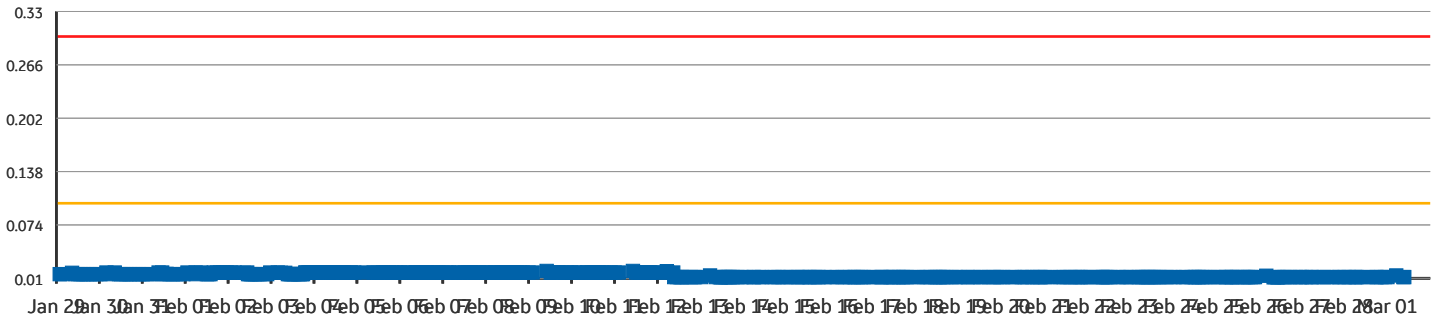
| Asset | Parameter | Jan 29 | Jan 30 | Jan 31 | Feb 01 | Feb 02 | Feb 03 | Feb 04 | Feb 05 | Feb 06 | Feb 07 | Feb 08 |
|-------|--------------------------|--------|--------|--------|--------|--------|--------|--------|--------|--------|--------|--------|
| UF 1 | PermeateTurbidityAfterBP | 0.015 | 0.015 | 0.015 | 0.016 | 0.016 | 0.016 | 0.017 | 0.017 | 0.017 | 0.017 | 0.017 |
| UF 2 | PermeateTurbidityAfterBP | 0.013 | 0.013 | 0.013 | 0.013 | 0.013 | 0.013 | 0.013 | 0.013 | 0.013 | 0.013 | 0.013 |
| UF 3 | PermeateTurbidityAfterBP | 0.017 | 0.017 | 0.017 | 0.017 | 0.017 | 0.017 | 0.017 | 0.018 | 0.019 | 0.019 | 0.019 |

| Asset | Feb 09 | Feb 10 | Feb 11 | Feb 12 | Feb 13 | Feb 14 | Feb 15 | Feb 16 | Feb 17 | Feb 18 | Feb 19 | Feb 20 | Feb 21 | Feb 22 | Feb 23 |
|-------|--------|--------|--------|--------|--------|--------|--------|--------|--------|--------|--------|--------|--------|--------|--------|
| UF 1 | 0.017 | 0.017 | 0.018 | 0.018 | 0.011 | 0.011 | 0.011 | 0.011 | 0.011 | 0.011 | 0.011 | 0.011 | 0.011 | 0.011 | 0.011 |
| UF 2 | 0.013 | 0.013 | 0.013 | 0.013 | 0.013 | 0.013 | 0.013 | 0.013 | 0.013 | 0.013 | 0.013 | 0.013 | 0.013 | 0.013 | 0.013 |
| UF 3 | 0.019 | 0.019 | 0.014 | 0.011 | 0.011 | 0.011 | 0.011 | 0.011 | 0.012 | 0.011 | 0.011 | 0.011 | 0.011 | 0.011 | 0.012 |
| UF 1 | 0.017 | 0.017 | 0.017 | 0.013 | 0.012 | 0.011 | 0.011 | 0.011 | 0.011 | 0.011 | 0.011 | 0.011 | 0.011 | 0.011 | 0.011 |
| UF 2 | 0.013 | 0.013 | 0.013 | 0.013 | 0.013 | 0.013 | 0.013 | 0.014 | 0.013 | 0.013 | 0.013 | 0.013 | 0.013 | 0.013 | 0.013 |
| UF 3 | 0.019 | 0.019 | 0.014 | 0.011 | 0.011 | 0.011 | 0.011 | 0.011 | 0.011 | 0.011 | 0.011 | 0.011 | 0.012 | 0.011 | 0.012 |

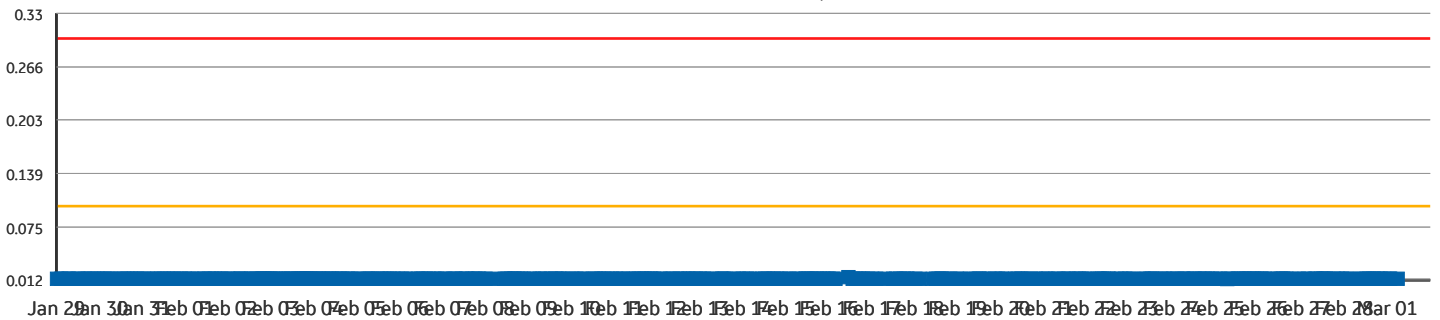
| Asset | Feb 24 | Feb 25 | Feb 26 | Feb 27 | Feb 28 | Mar 01 |
|-------|--------|--------|--------|--------|--------|--------|
| UF 1 | 0.011 | 0.011 | 0.012 | 0.011 | 0.011 | 0.011 |
| UF 2 | 0.013 | 0.013 | 0.013 | 0.013 | 0.013 | 0.013 |
| UF 3 | 0.011 | 0.012 | 0.011 | 0.011 | 0.012 | 0.011 |
| UF 1 | 0.011 | 0.011 | 0.012 | 0.011 | 0.011 | 0.012 |
| UF 2 | 0.013 | 0.013 | 0.013 | 0.013 | 0.013 | 0.013 |
| UF 3 | 0.011 | 0.012 | 0.012 | 0.011 | 0.012 | 0.011 |

Turbidity Raw Data

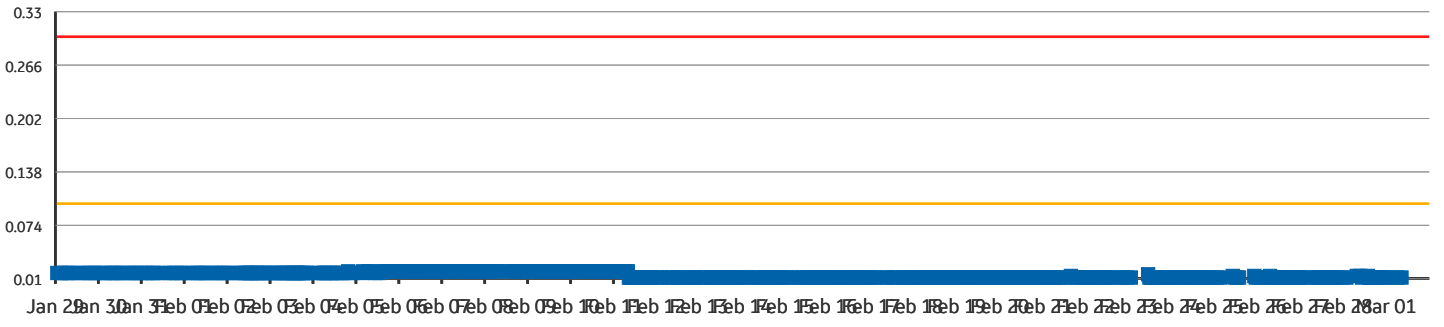
UF 1 - PermeateTurbidityAfterBP (NTU)



UF 2 - PermeateTurbidityAfterBP (NTU)



UF 3 - PermeateTurbidityAfterBP (NTU)



Town of Ladysmith Arbutus DWTP

Monthly LRV and Turbidity Report

01/29/2026 - 03/01/2026

LRV Monthly Average

| Asset | Parameter | Health | Avg | Std. Dev | Points | LL | L | %In | % between L and LL | % < LL | Unit |
|-------|-----------|--------|-------|----------|--------|------|-----|-------|--------------------|--------|------|
| UF 1 | LRV | ● | 5.0 | 0.0 | 34 | 4.25 | 4.5 | 100 % | 0 % | 0 % | # |
| UF 2 | LRV | ● | 4.991 | 0.05 | 33 | 4.25 | 4.5 | 100 % | 0 % | 0 % | # |
| UF 3 | LRV | ● | 5.0 | 0.0 | 33 | 4.25 | 4.5 | 100 % | 0 % | 0 % | # |

LRV Daily Values

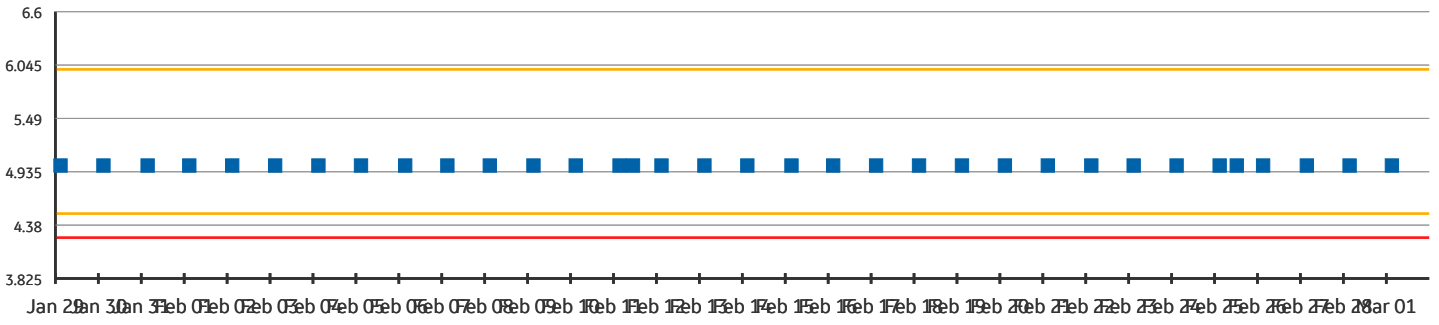
| Asset | Parameter | Jan 29 | Jan 30 | Jan 31 | Feb 0 1 | Feb 0 2 | Feb 0 3 | Feb 0 4 | Feb 0 5 | Feb 0 6 | Feb 0 7 | Feb 0 8 | Feb 0 9 |
|-------|-----------|--------|--------|--------|---------|---------|---------|---------|---------|---------|---------|---------|---------|
| UF 1 | LRV | 5.0 | 5.0 | 5.0 | 5.0 | 5.0 | 5.0 | 5.0 | 5.0 | 5.0 | 5.0 | 5.0 | 5.0 |
| UF 2 | LRV | 5.0 | 5.0 | 5.0 | 5.0 | 5.0 | 5.0 | 5.0 | 5.0 | 5.0 | 5.0 | 5.0 | 5.0 |
| UF 3 | LRV | 5.0 | 5.0 | 5.0 | 5.0 | 5.0 | 5.0 | 5.0 | 5.0 | 5.0 | 5.0 | 5.0 | 5.0 |

| Asset | Feb 1 0 | Feb 1 1 | Feb 1 2 | Feb 1 3 | Feb 1 4 | Feb 1 5 | Feb 1 6 | Feb 1 7 | Feb 1 8 | Feb 1 9 | Feb 2 0 | Feb 2 1 | Feb 2 2 | Feb 2 3 | Feb 2 4 | Feb 2 5 |
|-------|---------|---------|---------|---------|---------|---------|---------|---------|---------|---------|---------|---------|---------|---------|---------|---------|
| UF 1 | 5.0 | 5.0 | 5.0 | 5.0 | 5.0 | 5.0 | 5.0 | 5.0 | 5.0 | 5.0 | 5.0 | 5.0 | 5.0 | 5.0 | 5.0 | 5.0 |
| UF 2 | 5.0 | 5.0 | 5.0 | 5.0 | 5.0 | 5.0 | 5.0 | 5.0 | 5.0 | 5.0 | 5.0 | 5.0 | 5.0 | 5.0 | 5.0 | 4.85 |
| UF 3 | 5.0 | 5.0 | 5.0 | 5.0 | 5.0 | 5.0 | 5.0 | 5.0 | 5.0 | 5.0 | 5.0 | 5.0 | 5.0 | 5.0 | 5.0 | 5.0 |

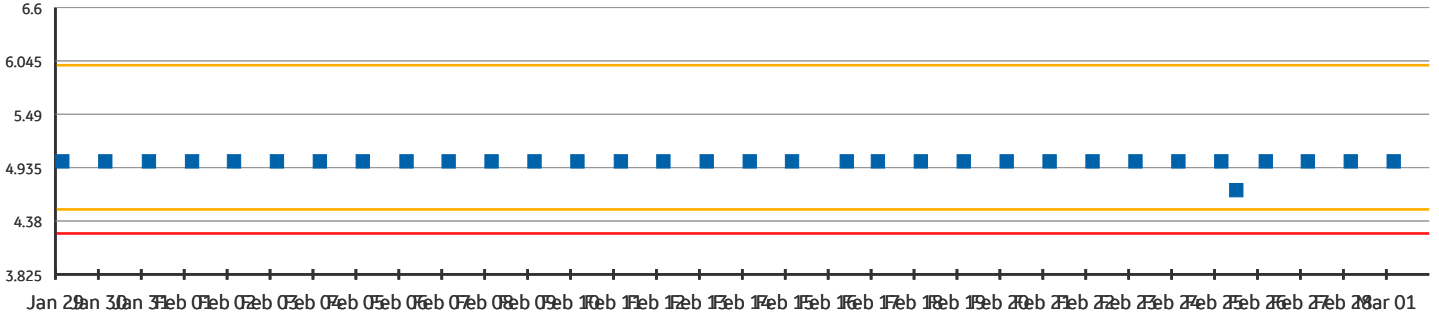
| Asset | Feb 2 6 | Feb 2 7 | Feb 2 8 | Mar 0 1 |
|-------|---------|---------|---------|---------|
| UF 1 | 5.0 | 5.0 | 5.0 | 5.0 |
| UF 2 | 5.0 | 5.0 | 5.0 | 5.0 |
| UF 3 | 5.0 | 5.0 | 5.0 | 5.0 |

LRV Raw Data

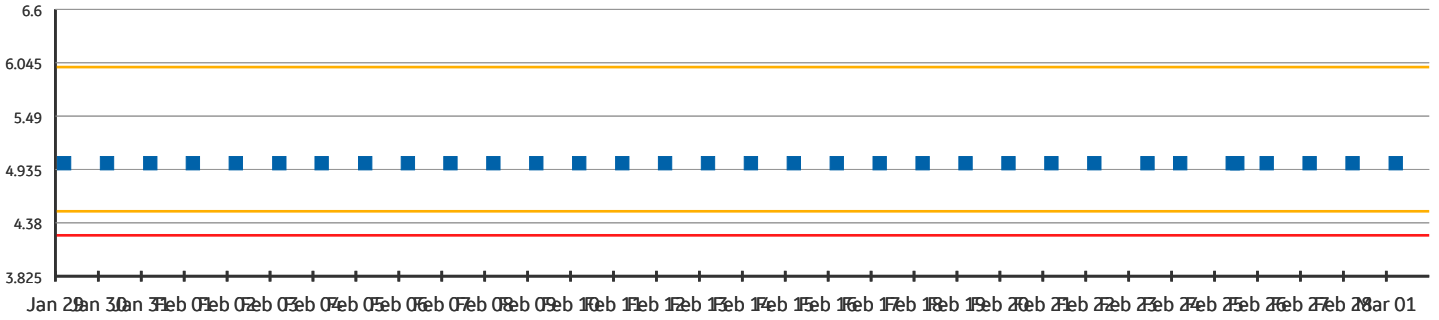
UF 1 - LRV (#)



UF 2 - LRV (#)



UF 3 - LRV (#)



Turbidity Monthly Average

| Asset | Parameter | Health | Avg | Std. Dev | Points | H | HH | %In | % between H and HH | % > HH | Unit |
|-------|--------------------------|--------|-------|----------|--------|-----|-----|-------|--------------------|--------|------|
| UF 1 | PermeateTurbidity | | 0.014 | 0.01 | 45207 | -- | -- | 100 % | 0 % | 0 % | NTU |
| UF 2 | PermeateTurbidity | | 0.013 | 0.0 | 45207 | -- | -- | 100 % | 0 % | 0 % | NTU |
| UF 3 | PermeateTurbidity | | 0.014 | 0.0 | 45207 | -- | -- | 100 % | 0 % | 0 % | NTU |
| UF 1 | PermeateTurbidityAfterBP | ● | 0.014 | 0.0 | 381 | 0.1 | 0.3 | 100 % | 0 % | 0 % | NTU |
| UF 2 | PermeateTurbidityAfterBP | ● | 0.013 | 0.0 | 362 | 0.1 | 0.3 | 100 % | 0 % | 0 % | NTU |
| UF 3 | PermeateTurbidityAfterBP | ● | 0.014 | 0.0 | 379 | 0.1 | 0.3 | 100 % | 0 % | 0 % | NTU |

Turbidity Daily Averages

| Asset | Parameter | Jan 29 | Jan 30 | Jan 31 | Feb 01 | Feb 02 | Feb 03 | Feb 04 | Feb 05 | Feb 06 | Feb 07 | Feb 08 |
|-------|-------------------|--------|--------|--------|--------|--------|--------|--------|--------|--------|--------|--------|
| UF 1 | PermeateTurbidity | 0.015 | 0.015 | 0.015 | 0.015 | 0.015 | 0.016 | 0.017 | 0.017 | 0.017 | 0.017 | 0.017 |
| UF 2 | PermeateTurbidity | 0.013 | 0.013 | 0.013 | 0.013 | 0.013 | 0.013 | 0.013 | 0.013 | 0.013 | 0.013 | 0.013 |
| UF 3 | PermeateTurbidity | 0.017 | 0.017 | 0.017 | 0.017 | 0.017 | 0.017 | 0.017 | 0.018 | 0.019 | 0.019 | 0.019 |

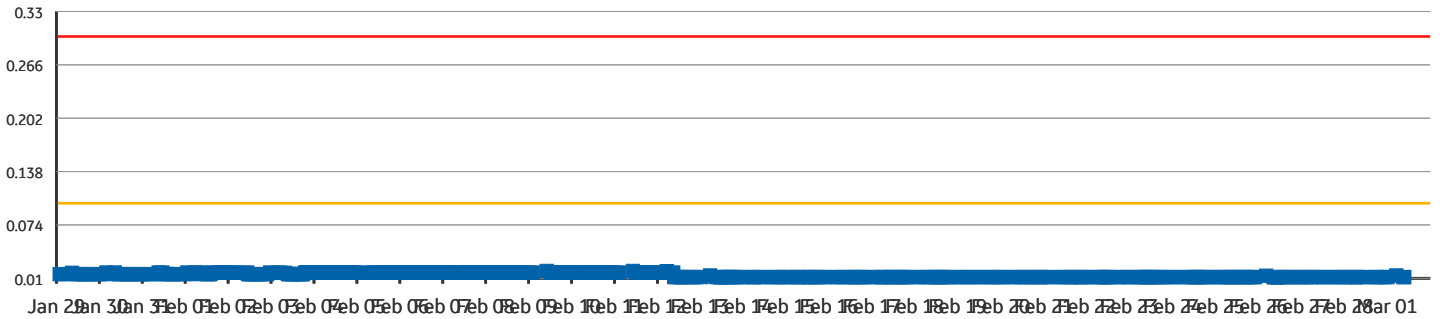
| Asset | Parameter | Jan 29 | Jan 30 | Jan 31 | Feb 01 | Feb 02 | Feb 03 | Feb 04 | Feb 05 | Feb 06 | Feb 07 | Feb 08 |
|-------|--------------------------|--------|--------|--------|--------|--------|--------|--------|--------|--------|--------|--------|
| UF 1 | PermeateTurbidityAfterBP | 0.015 | 0.015 | 0.015 | 0.016 | 0.016 | 0.016 | 0.017 | 0.017 | 0.017 | 0.017 | 0.017 |
| UF 2 | PermeateTurbidityAfterBP | 0.013 | 0.013 | 0.013 | 0.013 | 0.013 | 0.013 | 0.013 | 0.013 | 0.013 | 0.013 | 0.013 |
| UF 3 | PermeateTurbidityAfterBP | 0.017 | 0.017 | 0.017 | 0.017 | 0.017 | 0.017 | 0.017 | 0.018 | 0.019 | 0.019 | 0.019 |

| Asset | Feb 09 | Feb 10 | Feb 11 | Feb 12 | Feb 13 | Feb 14 | Feb 15 | Feb 16 | Feb 17 | Feb 18 | Feb 19 | Feb 20 | Feb 21 | Feb 22 | Feb 23 |
|-------|--------|--------|--------|--------|--------|--------|--------|--------|--------|--------|--------|--------|--------|--------|--------|
| UF 1 | 0.017 | 0.017 | 0.018 | 0.018 | 0.011 | 0.011 | 0.011 | 0.011 | 0.011 | 0.011 | 0.011 | 0.011 | 0.011 | 0.011 | 0.011 |
| UF 2 | 0.013 | 0.013 | 0.013 | 0.013 | 0.013 | 0.013 | 0.013 | 0.013 | 0.013 | 0.013 | 0.013 | 0.013 | 0.013 | 0.013 | 0.013 |
| UF 3 | 0.019 | 0.019 | 0.014 | 0.011 | 0.011 | 0.011 | 0.011 | 0.011 | 0.012 | 0.011 | 0.011 | 0.011 | 0.011 | 0.011 | 0.012 |
| UF 1 | 0.017 | 0.017 | 0.017 | 0.013 | 0.012 | 0.011 | 0.011 | 0.011 | 0.011 | 0.011 | 0.011 | 0.011 | 0.011 | 0.011 | 0.011 |
| UF 2 | 0.013 | 0.013 | 0.013 | 0.013 | 0.013 | 0.013 | 0.013 | 0.014 | 0.013 | 0.013 | 0.013 | 0.013 | 0.013 | 0.013 | 0.013 |
| UF 3 | 0.019 | 0.019 | 0.014 | 0.011 | 0.011 | 0.011 | 0.011 | 0.011 | 0.011 | 0.011 | 0.011 | 0.011 | 0.012 | 0.011 | 0.012 |

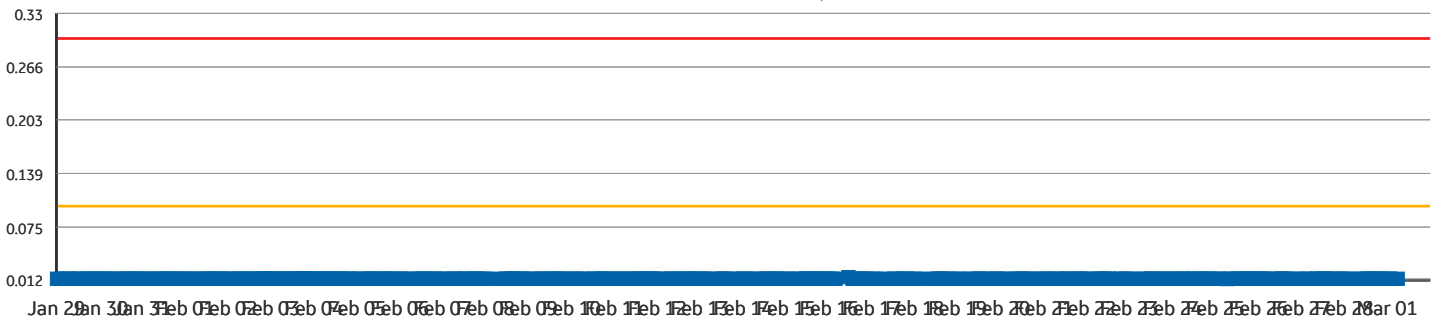
| Asset | Feb 24 | Feb 25 | Feb 26 | Feb 27 | Feb 28 | Mar 01 |
|-------|--------|--------|--------|--------|--------|--------|
| UF 1 | 0.011 | 0.011 | 0.012 | 0.011 | 0.011 | 0.011 |
| UF 2 | 0.013 | 0.013 | 0.013 | 0.013 | 0.013 | 0.013 |
| UF 3 | 0.011 | 0.012 | 0.011 | 0.011 | 0.012 | 0.011 |
| UF 1 | 0.011 | 0.011 | 0.012 | 0.011 | 0.011 | 0.012 |
| UF 2 | 0.013 | 0.013 | 0.013 | 0.013 | 0.013 | 0.013 |
| UF 3 | 0.011 | 0.012 | 0.012 | 0.011 | 0.012 | 0.011 |

Turbidity Raw Data

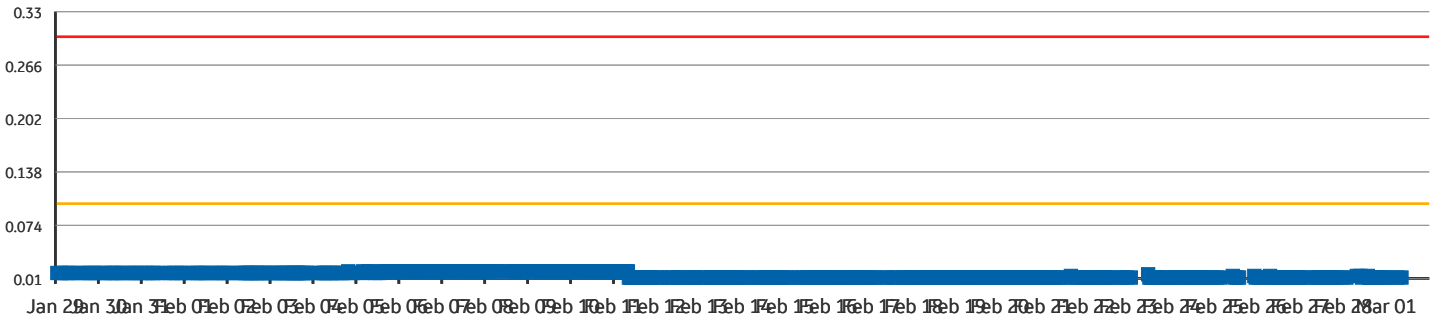
UF 1 - PermeateTurbidityAfterBP (NTU)



UF 2 - PermeateTurbidityAfterBP (NTU)



UF 3 - PermeateTurbidityAfterBP (NTU)





CERTIFICATE OF ANALYSIS

| | | | |
|--------------------------------|---|--------------------------------|---------------------------------|
| Work Order | : VA26A2591 | Laboratory | : ALS Environmental - Vancouver |
| Client | : Town of Ladysmith | Account Manager | : Kevin Bhikadia |
| Contact | : Shawn Baker | Address | : 8081 Lougheed Highway |
| Address | : 410 Esplanade PO Box 220 Ladysmith British Columbia Canada V9G 1A2 | | : Burnaby BC Canada V5A 1W9 |
| Telephone | : ---- | E-mail | : Kevin.Bhikadia@alsglobal.com |
| Project | : Arbutus Water Treatment Plant - Monthly Sampling | Telephone | : +1 604 253 4188 |
| PO | : 10940 | Date Samples Received | : 04-Feb-2026 10:35 |
| C-O-C number | : ---- | Date Analysis Commenced | : 05-Feb-2026 |
| Sampler | : ---- | Issue Date | : 13-Feb-2026 16:26 |
| Site | : Town of Ladysmith | | |
| Quote number | : Town of Ladysmith Standing Offer | | |
| No. of samples received | : 1 | | |
| No. of samples analysed | : 1 | | |

This report supersedes any previous report(s) with this reference. Results apply to the sample(s) as submitted. This document shall not be reproduced, except in full.

This Certificate of Analysis contains the following information:

- General Comments
- Analytical Results
- Surrogate Control Limits

Additional information pertinent to this report will be found in the following separate attachments: Quality Control Report, QC Interpretive report to assist with Quality Review and Sample Receipt Notification (SRN).

Signatories

This document has been electronically signed by the authorized signatories below. Electronic signing is conducted in accordance with US FDA 21 CFR Part 11.

| <i>Signatories</i> | <i>Position</i> | <i>Laboratory Department</i> |
|--------------------|--|-------------------------------------|
| Catherine DeMone | Laboratory Analyst | LCMS, Waterloo, Ontario |
| Dan Gebert | Supervisor - Metals Mercury & Speciation | Metals, Burnaby, British Columbia |
| Robin Weeks | Supervisor - Organics Extractions | Organics, Burnaby, British Columbia |



General Comments

The analytical methods used by ALS are developed using internationally recognized reference methods (where available), such as those published by US EPA, APHA Standard Methods, ASTM, ISO, Environment Canada, BC MOE, and Ontario MOE. Refer to the ALS Quality Control Interpretive report (QCI) for applicable references and methodology summaries. Reference methods may incorporate modifications to improve performance.

Where a reported less than (<) result is higher than the LOR, this may be due to primary sample extract/digestate dilution and/or insufficient sample for analysis.

Where the LOR of a reported result differs from standard LOR, this may be due to high moisture content, insufficient sample (reduced weight employed) or matrix interference.

Please refer to Quality Control Interpretive report (QCI) for information regarding Holding Time compliance.

Key: CAS Number: Chemical Abstracts Services number is a unique identifier assigned to discrete substances.
LOR: Limit of Reporting (detection limit).

| <i>Unit</i> | <i>Description</i> |
|-------------|----------------------|
| mg/L | milligrams per litre |
| µg/L | micrograms per litre |

<: less than.

>: greater than.

Surrogate: An analyte that is similar in behavior to target analyte(s), but that does not occur naturally in environmental samples. For applicable tests, surrogates are added to samples prior to analysis as a check on recovery.

Test results reported relate only to the samples as received by the laboratory.

UNLESS OTHERWISE STATED on SRN or QCI Report, ALL SAMPLES WERE RECEIVED IN ACCEPTABLE CONDITION.



Analytical Results

Sub-Matrix: Water
 (Matrix: Water)

| | | | | | Client sample ID | Treated Water (post reservoir) | ---- | ---- | ---- | ---- |
|---|------------|------------|--------|------|-----------------------------|--------------------------------|------|------|------|------|
| | | | | | Client sampling date / time | 03-Feb-2026 10:30 | ---- | ---- | ---- | ---- |
| Analyte | CAS Number | Method/Lab | LOR | Unit | VA26A2591-001 | ---- | ---- | ---- | ---- | ---- |
| | | | | | | Result | ---- | ---- | ---- | ---- |
| Total Metals | | | | | | | | | | |
| Aluminum, total | 7429-90-5 | E420/VA | 0.0030 | mg/L | 0.0084 | ---- | ---- | ---- | ---- | ---- |
| Volatile Organic Compounds [THMs] | | | | | | | | | | |
| Bromodichloromethane | 75-27-4 | E611B/VA | 1.0 | µg/L | 1.2 | ---- | ---- | ---- | ---- | ---- |
| Bromoform | 75-25-2 | E611B/VA | 1.0 | µg/L | <1.0 | ---- | ---- | ---- | ---- | ---- |
| Chloroform | 67-66-3 | E611B/VA | 1.0 | µg/L | 15.5 | ---- | ---- | ---- | ---- | ---- |
| Dibromochloromethane | 124-48-1 | E611B/VA | 1.0 | µg/L | <1.0 | ---- | ---- | ---- | ---- | ---- |
| Trihalomethanes [THMs], total | ---- | E611B/VA | 2.0 | µg/L | 16.7 | ---- | ---- | ---- | ---- | ---- |
| Volatile Organic Compounds [THMs] Surrogates | | | | | | | | | | |
| Bromofluorobenzene, 4- | 460-00-4 | E611B/VA | 1.0 | % | 101 | ---- | ---- | ---- | ---- | ---- |
| Difluorobenzene, 1,4- | 540-36-3 | E611B/VA | 1.0 | % | 101 | ---- | ---- | ---- | ---- | ---- |
| Haloacetic Acids | | | | | | | | | | |
| Bromochloroacetic acid | 5589-96-8 | E750/WT | 1.00 | µg/L | <1.00 | ---- | ---- | ---- | ---- | ---- |
| Dibromoacetic acid | 631-64-1 | E750/WT | 1.00 | µg/L | <1.00 | ---- | ---- | ---- | ---- | ---- |
| Dichloroacetic acid | 79-43-6 | E750/WT | 1.00 | µg/L | 4.36 | ---- | ---- | ---- | ---- | ---- |
| Monobromoacetic acid | 79-08-3 | E750/WT | 1.00 | µg/L | <1.00 | ---- | ---- | ---- | ---- | ---- |
| Monochloroacetic acid | 79-11-8 | E750/WT | 1.00 | µg/L | <1.00 | ---- | ---- | ---- | ---- | ---- |
| Trichloroacetic acid | 76-03-9 | E750/WT | 1.00 | µg/L | 5.03 | ---- | ---- | ---- | ---- | ---- |
| Haloacetic acids, total [HAA5] | n/a | E750/WT | 5.00 | µg/L | 9.39 | ---- | ---- | ---- | ---- | ---- |

Please refer to the General Comments section for an explanation of any qualifiers detected.



QUALITY CONTROL INTERPRETIVE REPORT

| | |
|--|---|
| <p>Work Order : VA26A2591</p> <p>Client : Town of Ladysmith</p> <p>Contact : Shawn Baker</p> <p>Address : 410 Esplanade PO Box 220 Ladysmith BC Canada V9G 1A2</p> <p>Telephone : ----</p> <p>Project : Arbutus Water Treatment Plant - Monthly Sampling</p> <p>PO : 10940</p> <p>C-O-C number : ----</p> <p>Sampler : ----</p> <p>Site : Town of Ladysmith</p> <p>Quote number : Town of Ladysmith Standing Offer_V3</p> <p>No. of samples received : 1</p> <p>No. of samples analysed : 1</p> | <p>Page : 1 of 5</p> <p>Laboratory : ALS Environmental - Vancouver</p> <p>Account Manager : Kevin Bhikadia</p> <p>Address : 8081 Lougheed Highway Burnaby, British Columbia Canada V5A 1W9</p> <p>Telephone : +1 604 253 4188</p> <p>Date Samples Received : 04-Feb-2026 10:35</p> <p>Issue Date : 13-Feb-2026 16:24</p> |
|--|---|

This report is automatically generated by the ALS LIMS (Laboratory Information Management System) through evaluation of Quality Control (QC) results and other QA parameters associated with this submission, and is intended to facilitate rapid data validation by auditors or reviewers. The report highlights any exceptions and outliers to ALS Data Quality Objectives, provides holding time details and exceptions, summarizes QC sample frequencies, and lists applicable methodology references and summaries.

Key

- Anonymous: Refers to samples which are not part of this work order, but which formed part of the QC process lot.
- CAS Number: Chemical Abstracts Service number is a unique identifier assigned to discrete substances.
- DQO: Data Quality Objective.
- LOR: Limit of Reporting (detection limit).
- RPD: Relative Percent Difference.

Workorder Comments

Holding times are displayed as "----" if no guidance exists from CCME, Canadian provinces, or broadly recognized international references.

Summary of Outliers

Outliers : Quality Control Samples

- No Method Blank value outliers occur.
- No Duplicate outliers occur.
- No Laboratory Control Sample (LCS) outliers occur
- No Matrix Spike outliers occur.
- No Matrix Spike Duplicate (MSD) outliers occur - please see following pages for full details.
- No Test sample Surrogate recovery outliers exist.

Outliers: Reference Material (RM) Samples

- No Reference Material (RM) Sample outliers occur.

Outliers : Analysis Holding Time Compliance (Breaches)

- No Analysis Holding Time Outliers exist.

Outliers : Frequency of Quality Control Samples

- No Quality Control Sample Frequency Outliers occur.

CERTIFICATE OF ANALYSIS

| | | | |
|--------------------------------|---|--------------------------------|---------------------------------|
| Work Order | : VA26A2600 | Laboratory | : ALS Environmental - Vancouver |
| Client | : Town of Ladysmith | Account Manager | : Kevin Bhikadia |
| Contact | : Shawn Baker | Address | : 8081 Lougheed Highway |
| Address | : 410 Esplanade PO Box 220 Ladysmith British Columbia Canada V9G 1A2 | | : Burnaby BC Canada V5A 1W9 |
| Telephone | : ---- | E-mail | : Kevin.Bhikadia@alsglobal.com |
| Project | : Arbutus Water Treatment - Quarterly Lake Sampling | Telephone | : +1 604 253 4188 |
| PO | : 10940 | Date Samples Received | : 04-Feb-2026 10:30 |
| C-O-C number | : ---- | Date Analysis Commenced | : 04-Feb-2026 |
| Sampler | : ---- | Issue Date | : 17-Feb-2026 09:14 |
| Site | : RFP Tender No. 2022-IS-20 Extension | | |
| Quote number | : Town of Ladysmith Standing Offer | | |
| No. of samples received | : 2 | | |
| No. of samples analysed | : 2 | | |

This report supersedes any previous report(s) with this reference. Results apply to the sample(s) as submitted. This document shall not be reproduced, except in full.

This Certificate of Analysis contains the following information:

- General Comments
- Analytical Results
- Surrogate Control Limits

Additional information pertinent to this report will be found in the following separate attachments: Quality Control Report, QC Interpretive report to assist with Quality Review and Sample Receipt Notification (SRN).

Signatories

This document has been electronically signed by the authorized signatories below. Electronic signing is conducted in accordance with US FDA 21 CFR Part 11.

| <i>Signatories</i> | <i>Position</i> | <i>Laboratory Department</i> |
|--------------------|---|---|
| Brieanna Allen | Production/Validation Manager | Organics, Burnaby, British Columbia |
| Kate Dimitrova | Supervisor - Inorganic | Inorganics, Burnaby, British Columbia |
| Kevin Duarte | Supervisor - Metals ICP Instrumentation | Metals, Burnaby, British Columbia |
| Lia Xie | Lab Assistant | Inorganics, Burnaby, British Columbia |
| Miles Gropen | Department Manager - Inorganics | Inorganics, Burnaby, British Columbia |
| Miles Gropen | Department Manager - Inorganics | Microbiology, Burnaby, British Columbia |



General Comments

The analytical methods used by ALS are developed using internationally recognized reference methods (where available), such as those published by US EPA, APHA Standard Methods, ASTM, ISO, Environment Canada, BC MOE, and Ontario MOE. Refer to the ALS Quality Control Interpretive report (QCI) for applicable references and methodology summaries. Reference methods may incorporate modifications to improve performance.

Where a reported less than (<) result is higher than the LOR, this may be due to primary sample extract/digestate dilution and/or insufficient sample for analysis.

Where the LOR of a reported result differs from standard LOR, this may be due to high moisture content, insufficient sample (reduced weight employed) or matrix interference.

Please refer to Quality Control Interpretive report (QCI) for information regarding Holding Time compliance.

Key: CAS Number: Chemical Abstracts Services number is a unique identifier assigned to discrete substances.
LOR: Limit of Reporting (detection limit).

| <i>Unit</i> | <i>Description</i> |
|-------------|--|
| - | no units |
| % T/cm | % transmittance per centimetre |
| AU/cm | absorbance units per centimetre |
| CU | colour units (1 cu = 1 mg/l pt) |
| mg/L | milligrams per litre |
| MPN/100mL | most probable number per hundred millilitres |
| NTU | nephelometric turbidity units |
| pH units | pH units |
| µg/L | micrograms per litre |

<: less than.

>: greater than.

Surrogate: An analyte that is similar in behavior to target analyte(s), but that does not occur naturally in environmental samples. For applicable tests, surrogates are added to samples prior to analysis as a check on recovery.

Test results reported relate only to the samples as received by the laboratory.

UNLESS OTHERWISE STATED on SRN or QCI Report, ALL SAMPLES WERE RECEIVED IN ACCEPTABLE CONDITION.

Work Order : VA26A2600
Client : Town of Ladysmith
Project : Arbutus Water Treatment - Quarterly Lake Sampling





Analytical Results

| Sub-Matrix: Water (Matrix: Water) | | | | Client sample ID | Stocking Lake ---- | Holland Lake ---- | ---- | ---- | ---- |
|---------------------------------------|------------|--------------|---------|-----------------------------|-----------------------|----------------------|------|------|------|
| | | | | Client sampling date / time | 03-Feb-2026 10:40 | 03-Feb-2026 09:10 | ---- | ---- | ---- |
| Analyte | CAS Number | Method/Lab | LOR | Unit | VA26A2600-001 | VA26A2600-002 | ---- | ---- | ---- |
| | | | | | Result | Result | ---- | ---- | ---- |
| Sample Preparation | | | | | | | | | |
| Dissolved carbon filtration location | ---- | EP358/VA | - | - | lab | lab | ---- | ---- | ---- |
| Physical Tests | | | | | | | | | |
| Absorbance, UV (@ 254nm) | ---- | E404/VA | 0.0050 | AU/cm | 0.0830 | 0.127 | ---- | ---- | ---- |
| Alkalinity, total (as CaCO3) | ---- | E290/VA | 1.0 | mg/L | 9.1 | 3.0 | ---- | ---- | ---- |
| Colour, true | ---- | E329/VA | 5.0 | CU | 11.7 | 18.3 | ---- | ---- | ---- |
| Hardness (as CaCO3), from total Ca/Mg | ---- | EC100A/VA | 0.60 | mg/L | 9.98 | 3.90 | ---- | ---- | ---- |
| pH | ---- | E108/VA | 0.10 | pH units | 6.90 | 6.42 | ---- | ---- | ---- |
| Solids, total dissolved [TDS] | ---- | E162/VA | 10 | mg/L | 33 | 24 | ---- | ---- | ---- |
| Turbidity | ---- | E121/VA | 0.10 | NTU | 0.88 | 0.65 | ---- | ---- | ---- |
| Transmittance, UV (@ 254nm) | ---- | E404/VA | 1.0 | % T/cm | 82.6 | 74.6 | ---- | ---- | ---- |
| Anions and Nutrients | | | | | | | | | |
| Bromide | 24959-67-9 | E235.Br-L/VA | 0.050 | mg/L | <0.050 | <0.050 | ---- | ---- | ---- |
| Organic / Inorganic Carbon | | | | | | | | | |
| Carbon, dissolved organic [DOC] | ---- | E358-L/VA | 0.50 | mg/L | 3.02 | 4.34 | ---- | ---- | ---- |
| Carbon, total organic [TOC] | ---- | E355-L/VA | 0.50 | mg/L | 4.33 | 4.37 | ---- | ---- | ---- |
| Microbiological Tests | | | | | | | | | |
| Coliforms, Escherichia coli [E. coli] | ---- | E010/VA | 1 | MPN/100 mL | 2 | 1 | ---- | ---- | ---- |
| Coliforms, total | ---- | E010/VA | 1 | MPN/100 mL | 15 | 83 | ---- | ---- | ---- |
| Total Metals | | | | | | | | | |
| Aluminum, total | 7429-90-5 | E420/VA | 0.0030 | mg/L | 0.0623 | 0.0938 | ---- | ---- | ---- |
| Antimony, total | 7440-36-0 | E420/VA | 0.00010 | mg/L | <0.00010 | <0.00010 | ---- | ---- | ---- |



Analytical Results

Sub-Matrix: Water
 (Matrix: Water)

| | | | | | Client sample ID | Stocking Lake | Holland Lake | ---- | ---- | ---- |
|---------------------|------------|------------|-----------|------|-----------------------------|-------------------|-------------------|------|------|------|
| | | | | | Client sampling date / time | 03-Feb-2026 10:40 | 03-Feb-2026 09:10 | ---- | ---- | ---- |
| Analyte | CAS Number | Method/Lab | LOR | Unit | VA26A2600-001 | VA26A2600-002 | ---- | ---- | ---- | |
| | | | | | Result | Result | ---- | ---- | ---- | |
| Total Metals | | | | | | | | | | |
| Arsenic, total | 7440-38-2 | E420/VA | 0.00010 | mg/L | 0.00013 | <0.00010 | ---- | ---- | ---- | |
| Barium, total | 7440-39-3 | E420/VA | 0.00010 | mg/L | 0.00271 | 0.00361 | ---- | ---- | ---- | |
| Beryllium, total | 7440-41-7 | E420/VA | 0.000100 | mg/L | <0.000100 | <0.000100 | ---- | ---- | ---- | |
| Bismuth, total | 7440-69-9 | E420/VA | 0.000050 | mg/L | <0.000050 | <0.000050 | ---- | ---- | ---- | |
| Boron, total | 7440-42-8 | E420/VA | 0.010 | mg/L | 0.021 | <0.010 | ---- | ---- | ---- | |
| Cadmium, total | 7440-43-9 | E420/VA | 0.0000050 | mg/L | 0.0000066 | <0.0000050 | ---- | ---- | ---- | |
| Calcium, total | 7440-70-2 | E420/VA | 0.050 | mg/L | 3.17 | 1.16 | ---- | ---- | ---- | |
| Cesium, total | 7440-46-2 | E420/VA | 0.000010 | mg/L | <0.000010 | <0.000010 | ---- | ---- | ---- | |
| Chromium, total | 7440-47-3 | E420/VA | 0.00050 | mg/L | <0.00050 | <0.00050 | ---- | ---- | ---- | |
| Cobalt, total | 7440-48-4 | E420/VA | 0.00010 | mg/L | <0.00010 | <0.00010 | ---- | ---- | ---- | |
| Copper, total | 7440-50-8 | E420/VA | 0.00050 | mg/L | 0.00057 | 0.00062 | ---- | ---- | ---- | |
| Iron, total | 7439-89-6 | E420/VA | 0.010 | mg/L | 0.073 | 0.097 | ---- | ---- | ---- | |
| Lead, total | 7439-92-1 | E420/VA | 0.000050 | mg/L | <0.000050 | <0.000050 | ---- | ---- | ---- | |
| Lithium, total | 7439-93-2 | E420/VA | 0.0010 | mg/L | <0.0010 | <0.0010 | ---- | ---- | ---- | |
| Magnesium, total | 7439-95-4 | E420/VA | 0.0050 | mg/L | 0.502 | 0.244 | ---- | ---- | ---- | |
| Manganese, total | 7439-96-5 | E420/VA | 0.00010 | mg/L | 0.00613 | 0.0140 | ---- | ---- | ---- | |
| Mercury, total | 7439-97-6 | E508/VA | 0.0000050 | mg/L | <0.0000050 | <0.0000050 | ---- | ---- | ---- | |
| Molybdenum, total | 7439-98-7 | E420/VA | 0.000050 | mg/L | 0.000216 | <0.000050 | ---- | ---- | ---- | |
| Nickel, total | 7440-02-0 | E420/VA | 0.00050 | mg/L | <0.00050 | <0.00050 | ---- | ---- | ---- | |
| Phosphorus, total | 7723-14-0 | E420/VA | 0.050 | mg/L | <0.050 | <0.050 | ---- | ---- | ---- | |
| Potassium, total | 7440-09-7 | E420/VA | 0.050 | mg/L | 0.234 | 0.112 | ---- | ---- | ---- | |



Analytical Results

Sub-Matrix: Water
 (Matrix: Water)

| | | | | | Client sample ID | Stocking Lake | Holland Lake | ---- | ---- | ---- |
|---------------------|------------|------------|----------|------|-----------------------------|-------------------|-------------------|------|------|------|
| | | | | | Client sampling date / time | 03-Feb-2026 10:40 | 03-Feb-2026 09:10 | ---- | ---- | ---- |
| Analyte | CAS Number | Method/Lab | LOR | Unit | VA26A2600-001 | VA26A2600-002 | ---- | ---- | ---- | |
| | | | | | Result | Result | ---- | ---- | ---- | |
| Total Metals | | | | | | | | | | |
| Rubidium, total | 7440-17-7 | E420/VA | 0.00020 | mg/L | 0.00051 | 0.00032 | ---- | ---- | ---- | |
| Selenium, total | 7782-49-2 | E420/VA | 0.000050 | mg/L | <0.000050 | <0.000050 | ---- | ---- | ---- | |
| Silicon, total | 7440-21-3 | E420/VA | 0.10 | mg/L | 1.78 | 1.26 | ---- | ---- | ---- | |
| Silver, total | 7440-22-4 | E420/VA | 0.000010 | mg/L | <0.000010 | <0.000010 | ---- | ---- | ---- | |
| Sodium, total | 7440-23-5 | E420/VA | 0.050 | mg/L | 1.14 | 0.793 | ---- | ---- | ---- | |
| Strontium, total | 7440-24-6 | E420/VA | 0.00020 | mg/L | 0.0100 | 0.00637 | ---- | ---- | ---- | |
| Sulfur, total | 7704-34-9 | E420/VA | 0.50 | mg/L | <0.50 | <0.50 | ---- | ---- | ---- | |
| Tellurium, total | 13494-80-9 | E420/VA | 0.00020 | mg/L | <0.00020 | <0.00020 | ---- | ---- | ---- | |
| Thallium, total | 7440-28-0 | E420/VA | 0.000010 | mg/L | <0.000010 | <0.000010 | ---- | ---- | ---- | |
| Thorium, total | 7440-29-1 | E420/VA | 0.00010 | mg/L | <0.00010 | <0.00010 | ---- | ---- | ---- | |
| Tin, total | 7440-31-5 | E420/VA | 0.00010 | mg/L | <0.00010 | <0.00010 | ---- | ---- | ---- | |
| Titanium, total | 7440-32-6 | E420/VA | 0.00030 | mg/L | 0.00047 | 0.00073 | ---- | ---- | ---- | |
| Tungsten, total | 7440-33-7 | E420/VA | 0.00010 | mg/L | <0.00010 | <0.00010 | ---- | ---- | ---- | |
| Uranium, total | 7440-61-1 | E420/VA | 0.000010 | mg/L | 0.000026 | <0.000010 | ---- | ---- | ---- | |
| Vanadium, total | 7440-62-2 | E420/VA | 0.00050 | mg/L | <0.00050 | <0.00050 | ---- | ---- | ---- | |
| Zinc, total | 7440-66-6 | E420/VA | 0.0030 | mg/L | <0.0030 | <0.0030 | ---- | ---- | ---- | |
| Zirconium, total | 7440-67-7 | E420/VA | 0.00020 | mg/L | <0.00020 | <0.00020 | ---- | ---- | ---- | |
| Hydrocarbons | | | | | | | | | | |
| EPH (C10-C19) | ---- | E601A/VA | 250 | µg/L | <250 | <250 | ---- | ---- | ---- | |
| EPH (C10-C32) | ---- | E601A/VA | 400 | µg/L | <400 | <400 | ---- | ---- | ---- | |
| EPH (C19-C32) | ---- | E601A/VA | 250 | µg/L | <250 | <250 | ---- | ---- | ---- | |



Analytical Results

Sub-Matrix: Water
 (Matrix: Water)

| | | | | | Client sample ID | Stocking Lake | Holland Lake | ---- | ---- | ---- |
|--|------------|------------|--------|------|-----------------------------|-------------------|-------------------|------|------|------|
| | | | | | Client sampling date / time | 03-Feb-2026 10:40 | 03-Feb-2026 09:10 | ---- | ---- | ---- |
| Analyte | CAS Number | Method/Lab | LOR | Unit | VA26A2600-001 | VA26A2600-002 | ---- | ---- | ---- | ---- |
| | | | | | Result | Result | ---- | ---- | ---- | ---- |
| Hydrocarbons | | | | | | | | | | |
| TEH (C10-C30), BC | ---- | E601A/VA | 250 | µg/L | <250 | <250 | ---- | ---- | ---- | ---- |
| Hydrocarbons Surrogates | | | | | | | | | | |
| Bromobenzotrifluoride, 2- (EPH surrogate) | 392-83-6 | E601A/VA | 1.0 | % | 88.7 | 93.3 | ---- | ---- | ---- | ---- |
| Polycyclic Aromatic Hydrocarbons | | | | | | | | | | |
| Acenaphthene | 83-32-9 | E641A/VA | 0.010 | µg/L | <0.010 | <0.010 | ---- | ---- | ---- | ---- |
| Acenaphthylene | 208-96-8 | E641A/VA | 0.010 | µg/L | <0.010 | <0.010 | ---- | ---- | ---- | ---- |
| Acridine | 260-94-6 | E641A/VA | 0.010 | µg/L | <0.010 | <0.010 | ---- | ---- | ---- | ---- |
| Anthracene | 120-12-7 | E641A/VA | 0.010 | µg/L | <0.010 | <0.010 | ---- | ---- | ---- | ---- |
| Benz(a)anthracene | 56-55-3 | E641A/VA | 0.010 | µg/L | <0.010 | <0.010 | ---- | ---- | ---- | ---- |
| Benzo(a)pyrene | 50-32-8 | E641A/VA | 0.0050 | µg/L | <0.0050 | <0.0050 | ---- | ---- | ---- | ---- |
| Benzo(b+j)fluoranthene | n/a | E641A/VA | 0.010 | µg/L | <0.010 | <0.010 | ---- | ---- | ---- | ---- |
| Benzo(b+j+k)fluoranthene | n/a | E641A/VA | 0.015 | µg/L | <0.015 | <0.015 | ---- | ---- | ---- | ---- |
| Benzo(g,h,i)perylene | 191-24-2 | E641A/VA | 0.010 | µg/L | <0.010 | <0.010 | ---- | ---- | ---- | ---- |
| Benzo(k)fluoranthene | 207-08-9 | E641A/VA | 0.010 | µg/L | <0.010 | <0.010 | ---- | ---- | ---- | ---- |
| Chrysene | 218-01-9 | E641A/VA | 0.010 | µg/L | <0.010 | <0.010 | ---- | ---- | ---- | ---- |
| Dibenz(a,h)anthracene | 53-70-3 | E641A/VA | 0.0050 | µg/L | <0.0050 | <0.0050 | ---- | ---- | ---- | ---- |
| Fluoranthene | 206-44-0 | E641A/VA | 0.010 | µg/L | <0.010 | <0.010 | ---- | ---- | ---- | ---- |
| Fluorene | 86-73-7 | E641A/VA | 0.010 | µg/L | <0.010 | <0.010 | ---- | ---- | ---- | ---- |
| Indeno(1,2,3-cd)pyrene | 193-39-5 | E641A/VA | 0.010 | µg/L | <0.010 | <0.010 | ---- | ---- | ---- | ---- |
| Methylnaphthalene, 1- | 90-12-0 | E641A/VA | 0.010 | µg/L | <0.010 | <0.010 | ---- | ---- | ---- | ---- |
| Methylnaphthalene, 1+2- | ---- | E641A/VA | 0.015 | µg/L | <0.015 | <0.015 | ---- | ---- | ---- | ---- |



Analytical Results

Sub-Matrix: Water
 (Matrix: Water)

| | | | | | Client sample ID | Stocking Lake | Holland Lake | ---- | ---- | ---- |
|--|------------|------------|-------|------|-----------------------------|-------------------|-------------------|------|------|------|
| | | | | | Client sampling date / time | 03-Feb-2026 10:40 | 03-Feb-2026 09:10 | ---- | ---- | ---- |
| Analyte | CAS Number | Method/Lab | LOR | Unit | VA26A2600-001 | VA26A2600-002 | ---- | ---- | ---- | ---- |
| | | | | | Result | Result | ---- | ---- | ---- | ---- |
| Polycyclic Aromatic Hydrocarbons | | | | | | | | | | |
| Methylnaphthalene, 2- | 91-57-6 | E641A/VA | 0.010 | µg/L | <0.010 | <0.010 | ---- | ---- | ---- | ---- |
| Naphthalene | 91-20-3 | E641A/VA | 0.050 | µg/L | <0.050 | <0.050 | ---- | ---- | ---- | ---- |
| Phenanthrene | 85-01-8 | E641A/VA | 0.020 | µg/L | <0.020 | <0.020 | ---- | ---- | ---- | ---- |
| Pyrene | 129-00-0 | E641A/VA | 0.010 | µg/L | <0.010 | <0.010 | ---- | ---- | ---- | ---- |
| Quinoline | 91-22-5 | E641A/VA | 0.050 | µg/L | <0.050 | <0.050 | ---- | ---- | ---- | ---- |
| B(a)P total potency equivalents [B(a)P TPE] | ---- | E641A/VA | 0.010 | µg/L | <0.010 | <0.010 | ---- | ---- | ---- | ---- |
| PAHs, high molecular weight (BC AWQ) | n/a | E641A/VA | 0.030 | µg/L | <0.030 | <0.030 | ---- | ---- | ---- | ---- |
| PAHs, low molecular weight (BC AWQ) | n/a | E641A/VA | 0.060 | µg/L | <0.060 | <0.060 | ---- | ---- | ---- | ---- |
| PAHs, total (CCME sewer 18) | n/a | E641A/VA | 0.070 | µg/L | <0.070 | <0.070 | ---- | ---- | ---- | ---- |
| PAHs, total (EPA 16) | n/a | E641A/VA | 0.065 | µg/L | <0.065 | <0.065 | ---- | ---- | ---- | ---- |
| Polycyclic Aromatic Hydrocarbons Surrogates | | | | | | | | | | |
| Chrysene-d12 | 1719-03-5 | E641A/VA | 0.1 | % | 97.5 | 89.3 | ---- | ---- | ---- | ---- |
| Naphthalene-d8 | 1146-65-2 | E641A/VA | 0.1 | % | 103 | 91.3 | ---- | ---- | ---- | ---- |
| Phenanthrene-d10 | 1517-22-2 | E641A/VA | 0.1 | % | 107 | 95.5 | ---- | ---- | ---- | ---- |

Please refer to the General Comments section for an explanation of any qualifiers detected.



QUALITY CONTROL INTERPRETIVE REPORT

| | |
|---|--|
| <p>Work Order : VA26A2600</p> <p>Client : Town of Ladysmith</p> <p>Contact : Shawn Baker</p> <p>Address : 410 Esplanade PO Box 220 Ladysmith BC Canada V9G 1A2</p> <p>Telephone : ----</p> <p>Project : Arbutus Water Treatment - Quarterly Lake Sampling</p> <p>PO : 10940</p> <p>C-O-C number : ----</p> <p>Sampler : ----</p> <p>Site : RFP Tender No. 2022-IS-20 Extension</p> <p>Quote number : Town of Ladysmith Standing Offer_V3</p> <p>No. of samples received : 2</p> <p>No. of samples analysed : 2</p> | <p>Page : 1 of 11</p> <p>Laboratory : ALS Environmental - Vancouver</p> <p>Account Manager : Kevin Bhikadia</p> <p>Address : 8081 Lougheed Highway Burnaby, British Columbia Canada V5A 1W9</p> <p>Telephone : +1 604 253 4188</p> <p>Date Samples Received : 04-Feb-2026 10:30</p> <p>Issue Date : 17-Feb-2026 09:13</p> |
|---|--|

This report is automatically generated by the ALS LIMS (Laboratory Information Management System) through evaluation of Quality Control (QC) results and other QA parameters associated with this submission, and is intended to facilitate rapid data validation by auditors or reviewers. The report highlights any exceptions and outliers to ALS Data Quality Objectives, provides holding time details and exceptions, summarizes QC sample frequencies, and lists applicable methodology references and summaries.

Key

- Anonymous: Refers to samples which are not part of this work order, but which formed part of the QC process lot.
 - CAS Number: Chemical Abstracts Service number is a unique identifier assigned to discrete substances.
 - DQO: Data Quality Objective.
 - LOR: Limit of Reporting (detection limit).
 - RPD: Relative Percent Difference.
-

Workorder Comments

Holding times are displayed as "----" if no guidance exists from CCME, Canadian provinces, or broadly recognized international references.

Summary of Outliers

Outliers : Quality Control Samples

- No Method Blank value outliers occur.
- No Duplicate outliers occur.
- No Laboratory Control Sample (LCS) outliers occur
- No Matrix Spike outliers occur.
- No Test sample Surrogate recovery outliers exist.

Outliers: Reference Material (RM) Samples

- No Reference Material (RM) Sample outliers occur.

Outliers : Analysis Holding Time Compliance (Breaches)

- Analysis Holding Time Outliers exist - please see following pages for full details.

Outliers : Frequency of Quality Control Samples

- No Quality Control Sample Frequency Outliers occur.



CERTIFICATE OF ANALYSIS

| | | | |
|--------------------------------|---|--------------------------------|---------------------------------|
| Work Order | : VA26A2589 | Laboratory | : ALS Environmental - Vancouver |
| Client | : Town of Ladysmith | Account Manager | : Kevin Bhikadia |
| Contact | : Shawn Baker | Address | : 8081 Lougheed Highway |
| Address | : 410 Esplanade PO Box 220 Ladysmith British Columbia Canada V9G 1A2 | | : Burnaby BC Canada V5A 1W9 |
| Telephone | : ---- | E-mail | : Kevin.Bhikadia@alsglobal.com |
| Project | : Arbutus Water Treatment Plant- Weekly Sampling | Telephone | : +1 604 253 4188 |
| PO | : 10977 | Date Samples Received | : 04-Feb-2026 10:35 |
| C-O-C number | : ---- | Date Analysis Commenced | : 04-Feb-2026 |
| Sampler | : ---- | Issue Date | : 10-Feb-2026 09:26 |
| Site | : Town of Ladysmith | | |
| Quote number | : Town of Ladysmith Standing Offer | | |
| No. of samples received | : 4 | | |
| No. of samples analysed | : 4 | | |

This report supersedes any previous report(s) with this reference. Results apply to the sample(s) as submitted. This document shall not be reproduced, except in full.

This Certificate of Analysis contains the following information:

- General Comments
- Analytical Results

Additional information pertinent to this report will be found in the following separate attachments: Quality Control Report, QC Interpretive report to assist with Quality Review and Sample Receipt Notification (SRN).

Signatories

This document has been electronically signed by the authorized signatories below. Electronic signing is conducted in accordance with US FDA 21 CFR Part 11.

| <i>Signatories</i> | <i>Position</i> | <i>Laboratory Department</i> |
|--------------------|---------------------------------|---|
| Lia Xie | Lab Assistant | Inorganics, Burnaby, British Columbia |
| Miles Gropen | Department Manager - Inorganics | Inorganics, Burnaby, British Columbia |
| Miles Gropen | Department Manager - Inorganics | Microbiology, Burnaby, British Columbia |



General Comments

The analytical methods used by ALS are developed using internationally recognized reference methods (where available), such as those published by US EPA, APHA Standard Methods, ASTM, ISO, Environment Canada, BC MOE, and Ontario MOE. Refer to the ALS Quality Control Interpretive report (QCI) for applicable references and methodology summaries. Reference methods may incorporate modifications to improve performance.

Where a reported less than (<) result is higher than the LOR, this may be due to primary sample extract/digestate dilution and/or insufficient sample for analysis.

Where the LOR of a reported result differs from standard LOR, this may be due to high moisture content, insufficient sample (reduced weight employed) or matrix interference.

Please refer to Quality Control Interpretive report (QCI) for information regarding Holding Time compliance.

Key: CAS Number: Chemical Abstracts Services number is a unique identifier assigned to discrete substances.
LOR: Limit of Reporting (detection limit).

| <i>Unit</i> | <i>Description</i> |
|-------------|--|
| - | no units |
| CFU/mL | colony forming units per millilitre |
| CU | colour units (1 cu = 1 mg/l pt) |
| mg/L | milligrams per litre |
| MPN/100mL | most probable number per hundred millilitres |
| NTU | nephelometric turbidity units |
| pH units | pH units |
| µS/cm | microsiemens per centimetre |

<: less than.

>: greater than.

Surrogate: An analyte that is similar in behavior to target analyte(s), but that does not occur naturally in environmental samples. For applicable tests, surrogates are added to samples prior to analysis as a check on recovery.

Test results reported relate only to the samples as received by the laboratory.

UNLESS OTHERWISE STATED on SRN or QCI Report, ALL SAMPLES WERE RECEIVED IN ACCEPTABLE CONDITION.

Workorder Comments

sample 004 "Treated Water (post reservoir)" Exceeded Recommended Holding Time prior to receipt at the lab for Microbiology analysis. Please check the PM to clarify the test.

Work Order : VA26A2589
Client : Town of Ladysmith
Project : Arbutus Water Treatment Plant- Weekly Sampling





Analytical Results

Sub-Matrix: Water
 (Matrix: Water)

| | | | | | Raw Water ---- | DAF Effluent ---- | UF Effluent ---- | Treated Water (post reservoir) ---- | ---- |
|---------------------------------------|------------|------------|------|------------|-----------------------------|----------------------|---------------------|---|------|
| | | | | | Client sample ID | | | | |
| | | | | | Client sampling date / time | | | | |
| Analyte | CAS Number | Method/Lab | LOR | Unit | VA26A2589-001 | VA26A2589-002 | VA26A2589-003 | VA26A2589-004 | ---- |
| | | | | | Result | Result | Result | Result | ---- |
| Sample Preparation | | | | | | | | | |
| Dissolved carbon filtration location | ---- | EP358/VA | - | - | lab | lab | lab | ---- | ---- |
| Physical Tests | | | | | | | | | |
| Alkalinity, total (as CaCO3) | ---- | E290/VA | 1.0 | mg/L | ---- | ---- | ---- | 22.8 | ---- |
| Colour, true | ---- | E329/VA | 5.0 | CU | ---- | ---- | ---- | <5.0 | ---- |
| Conductivity | ---- | E100/VA | 2.0 | µS/cm | ---- | ---- | ---- | 74.9 | ---- |
| pH | ---- | E108/VA | 0.10 | pH units | ---- | ---- | ---- | 7.55 | ---- |
| Turbidity | ---- | E121/VA | 0.10 | NTU | ---- | ---- | ---- | <0.10 | ---- |
| Organic / Inorganic Carbon | | | | | | | | | |
| Carbon, dissolved organic [DOC] | ---- | E358-L/VA | 0.50 | mg/L | 2.97 | 1.40 | 1.42 | ---- | ---- |
| Carbon, total organic [TOC] | ---- | E355-L/VA | 0.50 | mg/L | 2.93 | 1.43 | 1.26 | ---- | ---- |
| Microbiological Tests | | | | | | | | | |
| Heterotrophic plate count [HPC] | ---- | E020/VA | 1 | CFU/mL | ---- | ---- | ---- | 9 | ---- |
| Coliforms, Escherichia coli [E. coli] | ---- | E010/VA | 1 | MPN/100 mL | ---- | ---- | ---- | <1 | ---- |
| Coliforms, total | ---- | E010/VA | 1 | MPN/100 mL | ---- | ---- | ---- | <1 | ---- |

Please refer to the General Comments section for an explanation of any qualifiers detected.



QUALITY CONTROL INTERPRETIVE REPORT

| | |
|--|---|
| <p>Work Order : VA26A2589</p> <p>Client : Town of Ladysmith</p> <p>Contact : Shawn Baker</p> <p>Address : 410 Esplanade PO Box 220 Ladysmith BC Canada V9G 1A2</p> <p>Telephone : ----</p> <p>Project : Arbutus Water Treatment Plant- Weekly Sampling</p> <p>PO : 10977</p> <p>C-O-C number : ----</p> <p>Sampler : ----</p> <p>Site : Town of Ladysmith</p> <p>Quote number : Town of Ladysmith Standing Offer_V3</p> <p>No. of samples received : 4</p> <p>No. of samples analysed : 4</p> | <p>Page : 1 of 8</p> <p>Laboratory : ALS Environmental - Vancouver</p> <p>Account Manager : Kevin Bhikadia</p> <p>Address : 8081 Lougheed Highway Burnaby, British Columbia Canada V5A 1W9</p> <p>Telephone : +1 604 253 4188</p> <p>Date Samples Received : 04-Feb-2026 10:35</p> <p>Issue Date : 10-Feb-2026 09:26</p> |
|--|---|

This report is automatically generated by the ALS LIMS (Laboratory Information Management System) through evaluation of Quality Control (QC) results and other QA parameters associated with this submission, and is intended to facilitate rapid data validation by auditors or reviewers. The report highlights any exceptions and outliers to ALS Data Quality Objectives, provides holding time details and exceptions, summarizes QC sample frequencies, and lists applicable methodology references and summaries.

Key

- Anonymous: Refers to samples which are not part of this work order, but which formed part of the QC process lot.
- CAS Number: Chemical Abstracts Service number is a unique identifier assigned to discrete substances.
- DQO: Data Quality Objective.
- LOR: Limit of Reporting (detection limit).
- RPD: Relative Percent Difference.

Workorder Comments

Holding times are displayed as "----" if no guidance exists from CCME, Canadian provinces, or broadly recognized international references.

Summary of Outliers

Outliers : Quality Control Samples

- No Method Blank value outliers occur.
- No Laboratory Control Sample (LCS) outliers occur
- No Matrix Spike outliers occur.
- Duplicate outliers occur - please see following pages for full details.
- No Test sample Surrogate recovery outliers exist.

Outliers: Reference Material (RM) Samples

- No Reference Material (RM) Sample outliers occur.

Outliers : Analysis Holding Time Compliance (Breaches)

- Analysis Holding Time Outliers exist - please see following pages for full details.

Outliers : Frequency of Quality Control Samples

- No Quality Control Sample Frequency Outliers occur.



CERTIFICATE OF ANALYSIS

| | | | |
|--------------------------------|---|--------------------------------|---------------------------------|
| Work Order | : VA26A3265 | Laboratory | : ALS Environmental - Vancouver |
| Client | : Town of Ladysmith | Account Manager | : Kevin Bhikadia |
| Contact | : Shawn Baker | Address | : 8081 Lougheed Highway |
| Address | : 410 Esplanade PO Box 220 Ladysmith British Columbia Canada V9G 1A2 | | : Burnaby BC Canada V5A 1W9 |
| Telephone | : ---- | E-mail | : Kevin.Bhikadia@alsglobal.com |
| Project | : Arbutus Water Treatment Plant - Weekly Sampling | Telephone | : +1 604 253 4188 |
| PO | : 10940 | Date Samples Received | : 11-Feb-2026 10:45 |
| C-O-C number | : ---- | Date Analysis Commenced | : 11-Feb-2026 |
| Sampler | : ---- | Issue Date | : 17-Feb-2026 10:10 |
| Site | : Town of Ladysmith | | |
| Quote number | : Town of Ladysmith Standing Offer | | |
| No. of samples received | : 4 | | |
| No. of samples analysed | : 4 | | |

This report supersedes any previous report(s) with this reference. Results apply to the sample(s) as submitted. This document shall not be reproduced, except in full.

This Certificate of Analysis contains the following information:

- General Comments
- Analytical Results

Additional information pertinent to this report will be found in the following separate attachments: Quality Control Report, QC Interpretive report to assist with Quality Review and Sample Receipt Notification (SRN).

Signatories

This document has been electronically signed by the authorized signatories below. Electronic signing is conducted in accordance with US FDA 21 CFR Part 11.

| <i>Signatories</i> | <i>Position</i> | <i>Laboratory Department</i> |
|--------------------|---------------------------------|---|
| Hdeep Kaur | Lab Assistant | Inorganics, Burnaby, British Columbia |
| Miles Gropen | Department Manager - Inorganics | Inorganics, Burnaby, British Columbia |
| Miles Gropen | Department Manager - Inorganics | Microbiology, Burnaby, British Columbia |



General Comments

The analytical methods used by ALS are developed using internationally recognized reference methods (where available), such as those published by US EPA, APHA Standard Methods, ASTM, ISO, Environment Canada, BC MOE, and Ontario MOE. Refer to the ALS Quality Control Interpretive report (QCI) for applicable references and methodology summaries. Reference methods may incorporate modifications to improve performance.

Where a reported less than (<) result is higher than the LOR, this may be due to primary sample extract/digestate dilution and/or insufficient sample for analysis.

Where the LOR of a reported result differs from standard LOR, this may be due to high moisture content, insufficient sample (reduced weight employed) or matrix interference.

Please refer to Quality Control Interpretive report (QCI) for information regarding Holding Time compliance.

Key: CAS Number: Chemical Abstracts Services number is a unique identifier assigned to discrete substances.
LOR: Limit of Reporting (detection limit).

| <i>Unit</i> | <i>Description</i> |
|-------------|--|
| - | no units |
| CFU/mL | colony forming units per millilitre |
| CU | colour units (1 cu = 1 mg/l pt) |
| mg/L | milligrams per litre |
| MPN/100mL | most probable number per hundred millilitres |
| NTU | nephelometric turbidity units |
| pH units | pH units |
| µS/cm | microsiemens per centimetre |

<: less than.

>: greater than.

Surrogate: An analyte that is similar in behavior to target analyte(s), but that does not occur naturally in environmental samples. For applicable tests, surrogates are added to samples prior to analysis as a check on recovery.

Test results reported relate only to the samples as received by the laboratory.

UNLESS OTHERWISE STATED on SRN or QCI Report, ALL SAMPLES WERE RECEIVED IN ACCEPTABLE CONDITION.

Work Order : VA26A3265
Client : Town of Ladysmith
Project : Arbutus Water Treatment Plant - Weekly Sampling





Analytical Results

Sub-Matrix: Water
 (Matrix: Water)

| | | | | | Raw Water ---- | DAF Effluent ---- | UF Effluent ---- | Treated Water (post reservoir) ---- | ---- |
|---------------------------------------|------------|------------|------|------------|-----------------------------|----------------------|---------------------|---|------|
| | | | | | Client sample ID | | | | |
| | | | | | Client sampling date / time | | | | |
| Analyte | CAS Number | Method/Lab | LOR | Unit | VA26A3265-001 | VA26A3265-002 | VA26A3265-003 | VA26A3265-004 | ---- |
| | | | | | Result | Result | Result | Result | ---- |
| Sample Preparation | | | | | | | | | |
| Dissolved carbon filtration location | ---- | EP358/VA | - | - | lab | lab | lab | ---- | ---- |
| Physical Tests | | | | | | | | | |
| Alkalinity, total (as CaCO3) | ---- | E290/VA | 1.0 | mg/L | ---- | ---- | ---- | 22.7 | ---- |
| Colour, true | ---- | E329/VA | 5.0 | CU | ---- | ---- | ---- | <5.0 | ---- |
| Conductivity | ---- | E100/VA | 2.0 | µS/cm | ---- | ---- | ---- | 74.7 | ---- |
| pH | ---- | E108/VA | 0.10 | pH units | ---- | ---- | ---- | 7.55 | ---- |
| Turbidity | ---- | E121/VA | 0.10 | NTU | ---- | ---- | ---- | <0.10 | ---- |
| Organic / Inorganic Carbon | | | | | | | | | |
| Carbon, dissolved organic [DOC] | ---- | E358-L/VA | 0.50 | mg/L | 3.15 | 1.62 | 1.45 | ---- | ---- |
| Carbon, total organic [TOC] | ---- | E355-L/VA | 0.50 | mg/L | 2.86 | 1.50 | 1.23 | ---- | ---- |
| Microbiological Tests | | | | | | | | | |
| Heterotrophic plate count [HPC] | ---- | E020/VA | 1 | CFU/mL | ---- | ---- | ---- | 1 | ---- |
| Coliforms, Escherichia coli [E. coli] | ---- | E010/VA | 1 | MPN/100 mL | ---- | ---- | ---- | <1 | ---- |
| Coliforms, total | ---- | E010/VA | 1 | MPN/100 mL | ---- | ---- | ---- | <1 | ---- |

Please refer to the General Comments section for an explanation of any qualifiers detected.



QUALITY CONTROL INTERPRETIVE REPORT

| | |
|---|---|
| <p>Work Order : VA26A3265</p> <p>Client : Town of Ladysmith</p> <p>Contact : Shawn Baker</p> <p>Address : 410 Esplanade PO Box 220 Ladysmith BC Canada V9G 1A2</p> <p>Telephone : ----</p> <p>Project : Arbutus Water Treatment Plant - Weekly Sampling</p> <p>PO : 10940</p> <p>C-O-C number : ----</p> <p>Sampler : ----</p> <p>Site : Town of Ladysmith</p> <p>Quote number : Town of Ladysmith Standing Offer_V3</p> <p>No. of samples received : 4</p> <p>No. of samples analysed : 4</p> | <p>Page : 1 of 7</p> <p>Laboratory : ALS Environmental - Vancouver</p> <p>Account Manager : Kevin Bhikadia</p> <p>Address : 8081 Lougheed Highway Burnaby, British Columbia Canada V5A 1W9</p> <p>Telephone : +1 604 253 4188</p> <p>Date Samples Received : 11-Feb-2026 10:45</p> <p>Issue Date : 17-Feb-2026 10:09</p> |
|---|---|

This report is automatically generated by the ALS LIMS (Laboratory Information Management System) through evaluation of Quality Control (QC) results and other QA parameters associated with this submission, and is intended to facilitate rapid data validation by auditors or reviewers. The report highlights any exceptions and outliers to ALS Data Quality Objectives, provides holding time details and exceptions, summarizes QC sample frequencies, and lists applicable methodology references and summaries.

Key

- Anonymous: Refers to samples which are not part of this work order, but which formed part of the QC process lot.
- CAS Number: Chemical Abstracts Service number is a unique identifier assigned to discrete substances.
- DQO: Data Quality Objective.
- LOR: Limit of Reporting (detection limit).
- RPD: Relative Percent Difference.

Workorder Comments

Holding times are displayed as "----" if no guidance exists from CCME, Canadian provinces, or broadly recognized international references.

Summary of Outliers

Outliers : Quality Control Samples

- No Method Blank value outliers occur.
- No Duplicate outliers occur.
- No Laboratory Control Sample (LCS) outliers occur
- No Matrix Spike outliers occur.
- No Test sample Surrogate recovery outliers exist.

Outliers: Reference Material (RM) Samples

- No Reference Material (RM) Sample outliers occur.

Outliers : Analysis Holding Time Compliance (Breaches)

- Analysis Holding Time Outliers exist - please see following pages for full details.

Outliers : Frequency of Quality Control Samples

- No Quality Control Sample Frequency Outliers occur.



CERTIFICATE OF ANALYSIS

| | | | |
|--------------------------------|---|--------------------------------|---------------------------------|
| Work Order | : VA26A3763 | Laboratory | : ALS Environmental - Vancouver |
| Client | : Town of Ladysmith | Account Manager | : Kevin Bhikadia |
| Contact | : Shawn Baker | Address | : 8081 Lougheed Highway |
| Address | : 410 Esplanade PO Box 220 Ladysmith British Columbia Canada V9G 1A2 | | : Burnaby BC Canada V5A 1W9 |
| Telephone | : ---- | E-mail | : Kevin.Bhikadia@alsglobal.com |
| Project | : Arbutus Water Treatment Plant - Weekly Sampling | Telephone | : +1 604 253 4188 |
| PO | : 10940 | Date Samples Received | : 18-Feb-2026 10:05 |
| C-O-C number | : ---- | Date Analysis Commenced | : 18-Feb-2026 |
| Sampler | : ---- | Issue Date | : 23-Feb-2026 10:59 |
| Site | : Town of Ladysmith | | |
| Quote number | : Town of Ladysmith Standing Offer | | |
| No. of samples received | : 4 | | |
| No. of samples analysed | : 4 | | |

This report supersedes any previous report(s) with this reference. Results apply to the sample(s) as submitted. This document shall not be reproduced, except in full.

This Certificate of Analysis contains the following information:

- General Comments
- Analytical Results

Additional information pertinent to this report will be found in the following separate attachments: Quality Control Report, QC Interpretive report to assist with Quality Review and Sample Receipt Notification (SRN).

Signatories

This document has been electronically signed by the authorized signatories below. Electronic signing is conducted in accordance with US FDA 21 CFR Part 11.

| <i>Signatories</i> | <i>Position</i> | <i>Laboratory Department</i> |
|--------------------|---------------------------------|---|
| Claire Yang | Lab Assistant | Inorganics, Burnaby, British Columbia |
| Lindsay Gung | Department Manager - Inorganics | Microbiology, Burnaby, British Columbia |
| Monica Ko | Supervisor - Inorganic | Inorganics, Burnaby, British Columbia |



General Comments

The analytical methods used by ALS are developed using internationally recognized reference methods (where available), such as those published by US EPA, APHA Standard Methods, ASTM, ISO, Environment Canada, BC MOE, and Ontario MOE. Refer to the ALS Quality Control Interpretive report (QCI) for applicable references and methodology summaries. Reference methods may incorporate modifications to improve performance.

Where a reported less than (<) result is higher than the LOR, this may be due to primary sample extract/digestate dilution and/or insufficient sample for analysis.

Where the LOR of a reported result differs from standard LOR, this may be due to high moisture content, insufficient sample (reduced weight employed) or matrix interference.

Please refer to Quality Control Interpretive report (QCI) for information regarding Holding Time compliance.

Key: CAS Number: Chemical Abstracts Services number is a unique identifier assigned to discrete substances.
LOR: Limit of Reporting (detection limit).

| <i>Unit</i> | <i>Description</i> |
|-------------|--|
| - | no units |
| CFU/mL | colony forming units per millilitre |
| CU | colour units (1 cu = 1 mg/l pt) |
| mg/L | milligrams per litre |
| MPN/100mL | most probable number per hundred millilitres |
| NTU | nephelometric turbidity units |
| pH units | pH units |
| µS/cm | microsiemens per centimetre |

<: less than.

>: greater than.

Surrogate: An analyte that is similar in behavior to target analyte(s), but that does not occur naturally in environmental samples. For applicable tests, surrogates are added to samples prior to analysis as a check on recovery.

Test results reported relate only to the samples as received by the laboratory.

UNLESS OTHERWISE STATED on SRN or QCI Report, ALL SAMPLES WERE RECEIVED IN ACCEPTABLE CONDITION.

Work Order : VA26A3763
Client : Town of Ladysmith
Project : Arbutus Water Treatment Plant - Weekly Sampling





Analytical Results

Sub-Matrix: Water
 (Matrix: Water)

| | | | | | Raw Water ---- | DAF Effluent ---- | UF Effluent ---- | Treated Water (post reservoir) ---- | ---- |
|---------------------------------------|------------|------------|------|------------|-----------------------------|----------------------|---------------------|---|------|
| | | | | | Client sample ID | | | | |
| | | | | | Client sampling date / time | | | | |
| Analyte | CAS Number | Method/Lab | LOR | Unit | VA26A3763-001 | VA26A3763-002 | VA26A3763-003 | VA26A3763-004 | ---- |
| | | | | | Result | Result | Result | Result | ---- |
| Sample Preparation | | | | | | | | | |
| Dissolved carbon filtration location | ---- | EP358/VA | - | - | lab | lab | lab | ---- | ---- |
| Physical Tests | | | | | | | | | |
| Alkalinity, total (as CaCO3) | ---- | E290/VA | 1.0 | mg/L | ---- | ---- | ---- | 23.4 | ---- |
| Colour, true | ---- | E329/VA | 5.0 | CU | ---- | ---- | ---- | <5.0 | ---- |
| Conductivity | ---- | E100/VA | 2.0 | µS/cm | ---- | ---- | ---- | 73.3 | ---- |
| pH | ---- | E108/VA | 0.10 | pH units | ---- | ---- | ---- | 7.43 | ---- |
| Turbidity | ---- | E121/VA | 0.10 | NTU | ---- | ---- | ---- | <0.10 | ---- |
| Organic / Inorganic Carbon | | | | | | | | | |
| Carbon, dissolved organic [DOC] | ---- | E358-L/VA | 0.50 | mg/L | 2.96 | 1.30 | 1.51 | ---- | ---- |
| Carbon, total organic [TOC] | ---- | E355-L/VA | 0.50 | mg/L | 3.30 | 1.58 | 1.30 | ---- | ---- |
| Microbiological Tests | | | | | | | | | |
| Heterotrophic plate count [HPC] | ---- | E020/VA | 1 | CFU/mL | ---- | ---- | ---- | <1 | ---- |
| Coliforms, Escherichia coli [E. coli] | ---- | E010/VA | 1 | MPN/100 mL | ---- | ---- | ---- | <1 | ---- |
| Coliforms, total | ---- | E010/VA | 1 | MPN/100 mL | ---- | ---- | ---- | <1 | ---- |

Please refer to the General Comments section for an explanation of any qualifiers detected.

Quality Control Interpretive Report

Work Order : VA26A3763

Client : Town of Ladysmith
 Contact : Shawn Baker
 Address : 410 Esplanade PO Box 220
 Ladysmith BC Canada V9G 1A2
 Telephone : ----
 Project : Arbutus Water Treatment Plant - Weekly Sampling
 PO : 10940
 C-O-C number : ----
 Sampler : ----
 Site : Town of Ladysmith
 Quote number : Town of Ladysmith Standing Offer
 No. of samples received : 4
 No. of samples analysed : 4

Laboratory : ALS Environmental - Vancouver
 Account Manager : Kevin Bhikadia
 Address : 8081 Lougheed Highway
 Burnaby British Columbia Canada V5A 1W9
 Telephone : +1 604 253 4188
 Date Samples Received : 18-Feb-2026 10:05
 Issue Date : 23-Feb-2026 10:59

This report is automatically generated by the ALS LIMS (Laboratory Information Management System) through evaluation of Quality Control (QC) results and other QA parameters associated with this submission, and is intended to facilitate rapid data validation by auditors or reviewers. The report highlights any exceptions and outliers to ALS Data Quality Objectives, provides holding time details and exceptions, summarizes QC sample frequencies, and lists applicable methodology references and summaries.

Key

Anonymous: Refers to samples which are not part of this work order, but which formed part of the QC process lot.
 CAS Number: Chemical Abstracts Services number is a unique identifier assigned to discrete substances.
 DQO: Data Quality Objective.
 LOR: Limit of Reporting (detection limit).
 RPD: Relative Percent Difference.

Workorder Comments

Holding times are displayed as "---" if no guidance exists from CCME, Canadian provinces, or broadly recognized international references.



Summary of Outliers

Outliers : Quality Control Samples

- No Method Blank value outliers occur.
- No Duplicate outliers occur.
- No Laboratory Control Sample (LCS) outliers occur
- No Laboratory Control Sample Duplicate (LCSD) outliers occur
- No Matrix Spike outliers occur.
- No Matrix Spike Duplicate (MSD) outliers occur.
- No Test sample Surrogate recovery outliers exist.

Outliers: Reference Material (RM) Samples

- No Reference Material (RM) Sample outliers occur.

Outliers : Analysis Holding Time Compliance (Breaches)

- Analysis Holding Time Outliers exist.

Outliers : Frequency of Quality Control Samples

- No Quality Control Sample Frequency Outliers occur.



CERTIFICATE OF ANALYSIS

| | | | |
|--------------------------------|---|--------------------------------|---------------------------------|
| Work Order | : VA26A4344 | Laboratory | : ALS Environmental - Vancouver |
| Client | : Town of Ladysmith | Account Manager | : Kevin Bhikadia |
| Contact | : Shawn Baker | Address | : 8081 Lougheed Highway |
| Address | : 410 Esplanade PO Box 220 Ladysmith British Columbia Canada V9G 1A2 | | : Burnaby BC Canada V5A 1W9 |
| Telephone | : ---- | E-mail | : Kevin.Bhikadia@alsglobal.com |
| Project | : Arbutus Water Treatment - Weekly Sampling | Telephone | : +1 604 253 4188 |
| PO | : 10940 | Date Samples Received | : 25-Feb-2026 10:03 |
| C-O-C number | : ---- | Date Analysis Commenced | : 25-Feb-2026 |
| Sampler | : ---- | Issue Date | : 03-Mar-2026 09:25 |
| Site | : Town of Ladysmith | | |
| Quote number | : Town of Ladysmith Standing Offer | | |
| No. of samples received | : 4 | | |
| No. of samples analysed | : 4 | | |

This report supersedes any previous report(s) with this reference. Results apply to the sample(s) as submitted. This document shall not be reproduced, except in full.

This Certificate of Analysis contains the following information:

- General Comments
- Analytical Results

Additional information pertinent to this report will be found in the following separate attachments: Quality Control Report, QC Interpretive report to assist with Quality Review and Sample Receipt Notification (SRN).

Signatories

This document has been electronically signed by the authorized signatories below. Electronic signing is conducted in accordance with US FDA 21 CFR Part 11.

| <i>Signatories</i> | <i>Position</i> | <i>Laboratory Department</i> |
|--------------------|---------------------------------|---|
| Dat Ha | Analyst- General | Inorganics, Burnaby, British Columbia |
| Lindsay Gung | Department Manager - Inorganics | Microbiology, Burnaby, British Columbia |
| Monica Ko | Supervisor - Inorganic | Inorganics, Burnaby, British Columbia |



General Comments

The analytical methods used by ALS are developed using internationally recognized reference methods (where available), such as those published by US EPA, APHA Standard Methods, ASTM, ISO, Environment Canada, BC MOE, and Ontario MOE. Refer to the ALS Quality Control Interpretive report (QCI) for applicable references and methodology summaries. Reference methods may incorporate modifications to improve performance.

Where a reported less than (<) result is higher than the LOR, this may be due to primary sample extract/digestate dilution and/or insufficient sample for analysis.

Where the LOR of a reported result differs from standard LOR, this may be due to high moisture content, insufficient sample (reduced weight employed) or matrix interference.

Please refer to Quality Control Interpretive report (QCI) for information regarding Holding Time compliance.

Key: CAS Number: Chemical Abstracts Services number is a unique identifier assigned to discrete substances.
LOR: Limit of Reporting (detection limit).

| <i>Unit</i> | <i>Description</i> |
|-------------|--|
| - | no units |
| CFU/mL | colony forming units per millilitre |
| CU | colour units (1 cu = 1 mg/l pt) |
| mg/L | milligrams per litre |
| MPN/100mL | most probable number per hundred millilitres |
| NTU | nephelometric turbidity units |
| pH units | pH units |
| µS/cm | microsiemens per centimetre |

<: less than.

>: greater than.

Surrogate: An analyte that is similar in behavior to target analyte(s), but that does not occur naturally in environmental samples. For applicable tests, surrogates are added to samples prior to analysis as a check on recovery.

Test results reported relate only to the samples as received by the laboratory.

UNLESS OTHERWISE STATED on SRN or QCI Report, ALL SAMPLES WERE RECEIVED IN ACCEPTABLE CONDITION.

Work Order : VA26A4344
Client : Town of Ladysmith
Project : Arbutus Water Treatment - Weekly Sampling





Analytical Results

Sub-Matrix: Water
 (Matrix: Water)

| | | | | | Raw Water ---- | DAF Effluent ---- | UF Effluent ---- | Treated Water (post reservoir) ---- | ---- |
|---------------------------------------|------------|------------|------|------------|-----------------------------|----------------------|---------------------|---|------|
| | | | | | Client sample ID | | | | |
| | | | | | Client sampling date / time | | | | |
| Analyte | CAS Number | Method/Lab | LOR | Unit | VA26A4344-001 | VA26A4344-002 | VA26A4344-003 | VA26A4344-004 | ---- |
| | | | | | Result | Result | Result | Result | ---- |
| Sample Preparation | | | | | | | | | |
| Dissolved carbon filtration location | ---- | EP358/VA | - | - | lab | lab | lab | ---- | ---- |
| Physical Tests | | | | | | | | | |
| Alkalinity, total (as CaCO3) | ---- | E290/VA | 1.0 | mg/L | ---- | ---- | ---- | 18.4 | ---- |
| Colour, true | ---- | E329/VA | 5.0 | CU | ---- | ---- | ---- | <5.0 | ---- |
| Conductivity | ---- | E100/VA | 2.0 | µS/cm | ---- | ---- | ---- | 70.2 | ---- |
| pH | ---- | E108/VA | 0.10 | pH units | ---- | ---- | ---- | 7.58 | ---- |
| Turbidity | ---- | E121/VA | 0.10 | NTU | ---- | ---- | ---- | <0.10 | ---- |
| Organic / Inorganic Carbon | | | | | | | | | |
| Carbon, dissolved organic [DOC] | ---- | E358-L/VA | 0.50 | mg/L | 2.70 | 1.43 | 1.32 | ---- | ---- |
| Carbon, total organic [TOC] | ---- | E355-L/VA | 0.50 | mg/L | 3.00 | 1.34 | 1.10 | ---- | ---- |
| Microbiological Tests | | | | | | | | | |
| Heterotrophic plate count [HPC] | ---- | E020/VA | 1 | CFU/mL | ---- | ---- | ---- | 1 | ---- |
| Coliforms, Escherichia coli [E. coli] | ---- | E010/VA | 1 | MPN/100 mL | ---- | ---- | ---- | <1 | ---- |
| Coliforms, total | ---- | E010/VA | 1 | MPN/100 mL | ---- | ---- | ---- | <1 | ---- |

Please refer to the General Comments section for an explanation of any qualifiers detected.

Quality Control Interpretive Report

Work Order : VA26A4344

Client : Town of Ladysmith
 Contact : Shawn Baker
 Address : 410 Esplanade PO Box 220
 Ladysmith BC Canada V9G 1A2
 Telephone : ----
 Project : Arbutus Water Treatment - Weekly Sampling
 PO : 10940
 C-O-C number : ----
 Sampler : ----
 Site : Town of Ladysmith
 Quote number : Town of Ladysmith Standing Offer
 No. of samples received : 4
 No. of samples analysed : 4

Laboratory : ALS Environmental - Vancouver
 Account Manager : Kevin Bhikadia
 Address : 8081 Lougheed Highway
 Burnaby British Columbia Canada V5A 1W9
 Telephone : +1 604 253 4188
 Date Samples Received : 25-Feb-2026 10:03
 Issue Date : 03-Mar-2026 09:25

This report is automatically generated by the ALS LIMS (Laboratory Information Management System) through evaluation of Quality Control (QC) results and other QA parameters associated with this submission, and is intended to facilitate rapid data validation by auditors or reviewers. The report highlights any exceptions and outliers to ALS Data Quality Objectives, provides holding time details and exceptions, summarizes QC sample frequencies, and lists applicable methodology references and summaries.

Key

Anonymous: Refers to samples which are not part of this work order, but which formed part of the QC process lot.
 CAS Number: Chemical Abstracts Services number is a unique identifier assigned to discrete substances.
 DQO: Data Quality Objective.
 LOR: Limit of Reporting (detection limit).
 RPD: Relative Percent Difference.

Workorder Comments

Holding times are displayed as "---" if no guidance exists from CCME, Canadian provinces, or broadly recognized international references.



Summary of Outliers

Outliers : Quality Control Samples

- No Method Blank value outliers occur.
- Duplicate outliers occur - please see following pages for full details.
- No Laboratory Control Sample (LCS) outliers occur
- No Laboratory Control Sample Duplicate (LCSD) outliers occur
- No Matrix Spike outliers occur.
- No Matrix Spike Duplicate (MSD) outliers occur.
- No Test sample Surrogate recovery outliers exist.

Outliers: Reference Material (RM) Samples

- No Reference Material (RM) Sample outliers occur.

Outliers : Analysis Holding Time Compliance (Breaches)

- Analysis Holding Time Outliers exist.

Outliers : Frequency of Quality Control Samples

- No Quality Control Sample Frequency Outliers occur.