

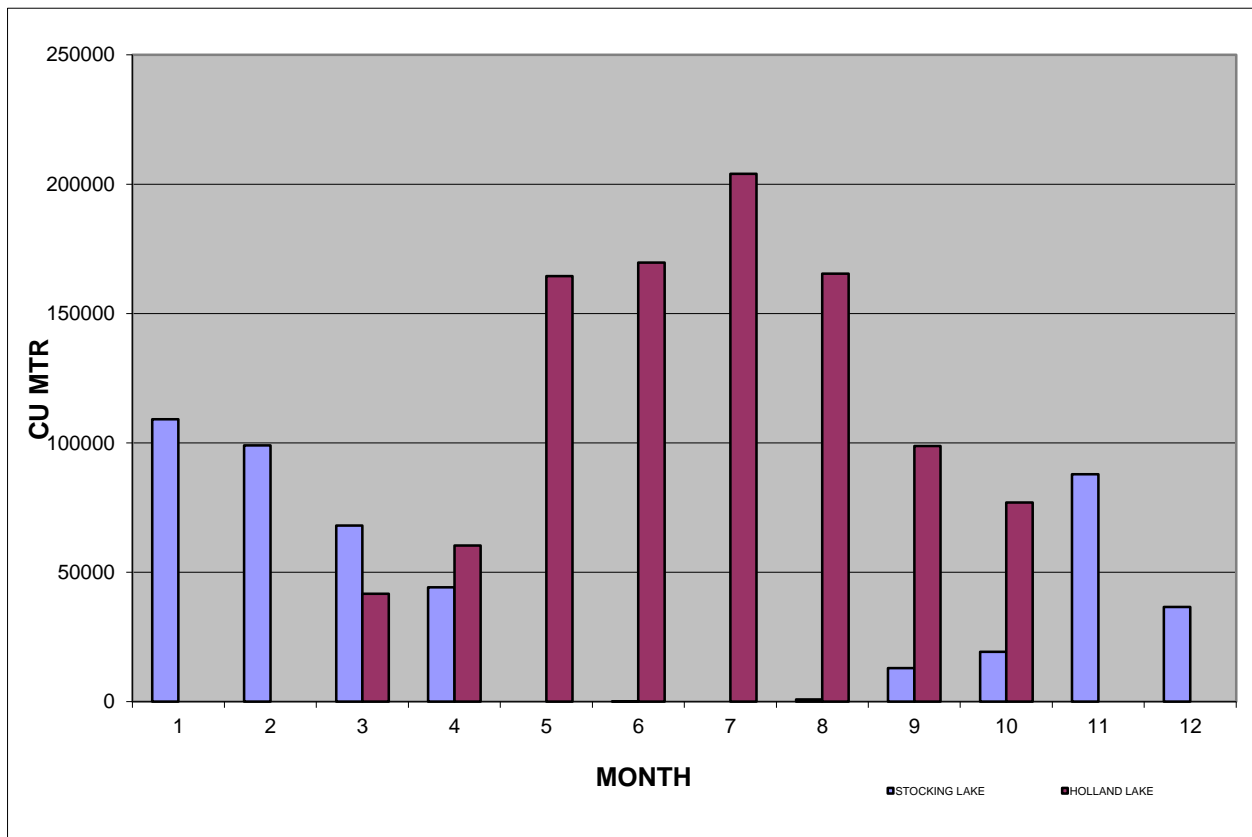
TOWN OF LADYSMITH - WATER USE

YEAR TO DATE: December 12, 2018

	STOCKING LAKE	HOLLAND LAKE	TOTAL WATER	CL2 USED SOUTH END	CL2 USED ARB RES	TOTAL CL2 USED
JAN	109167	0	109167	625	0	625
FEB	99017	0	99017	538	0	538
MAR	68045	41631	109676	362	260	622
APR	44128	60353	104481	240	371	611
MAY	0	164478	164478	0	971	971
JUN	21	169672	169693	0	830	830
JUL	0	204016	204016	0	1069	1069
AUG	890	165373	166263	0	903	903
SEP	12911	98804	111715	80	565	645
OCT	19197	76930	96127	125	496	621
NOV	87834	0	87834	511	0	511
DEC	36623	0	36623	203	0	203
TOTALS	477833	981257	1459090	2684	5465	8149
AVERAGE	39819	81771	121591			

0.327486995 0.672513005

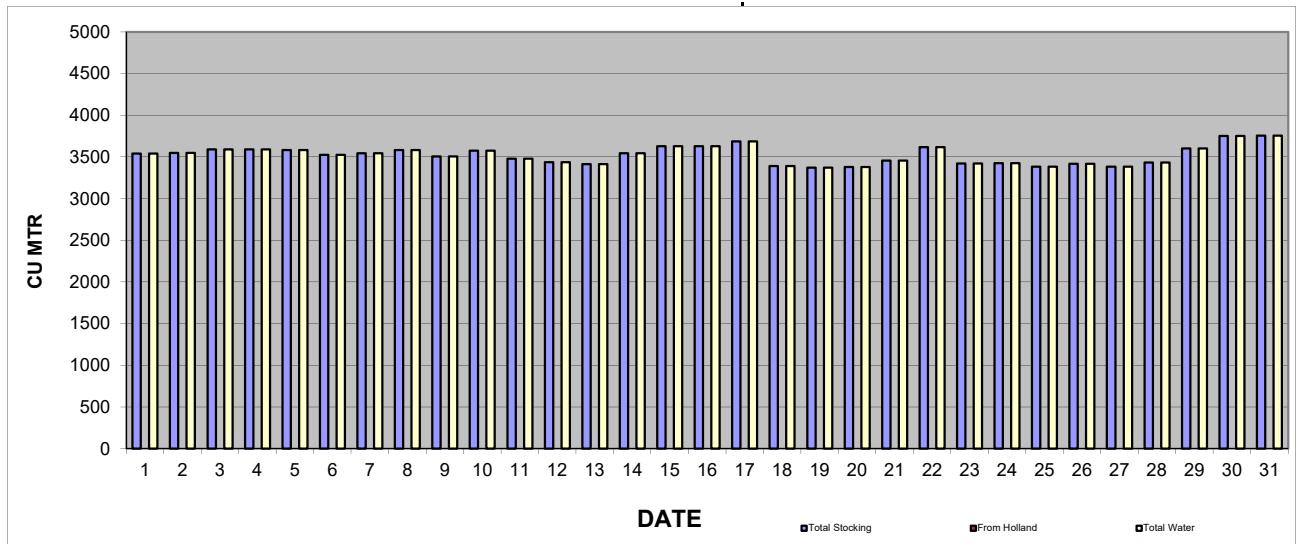
Average Daily Consumption 3998



TOWN OF LADYSMITH - WATER USE

DAILY REPORT FOR THE MONTH OF JANUARY 2018

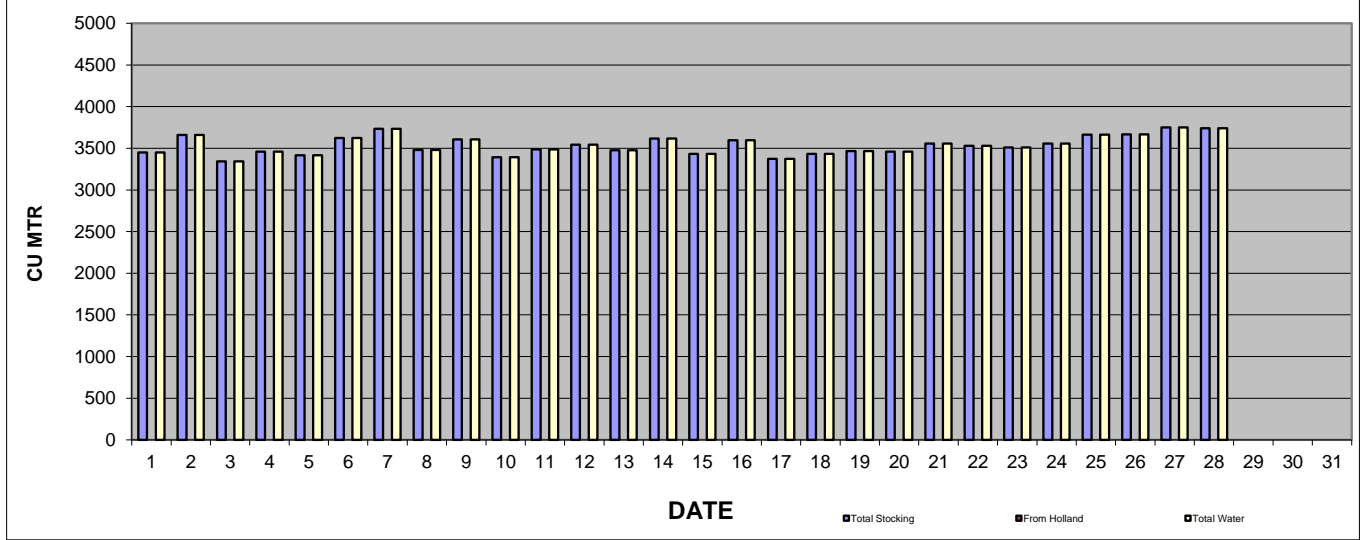
STOCKING LAKE							HOLLAND LAKE				
DATE	8" CONS (South)	TURB.	CL ₂ RES	CL ₂ lbs	To Arbutus	Total Stocking	From Holland	TURB.	CL ₂ RES ppm	CL ₂ lbs	Total Water
1		0.11	1.23	19	3538	3538	0				3538
2		0.11	1.08	18	3549	3549	0				3549
3		0.11	1.26	21	3591	3591	0				3591
4		0.11	1.11	19	3589	3589	0				3589
5		0.11	1.19	19	3584	3584	0				3584
6		0.11	1.24	19	3524	3524	0				3524
7		0.11	1.22	20	3542	3542	0				3542
8		0.11	1.25	24	3583	3583	0				3583
9		0.12	1.19	19	3504	3504	0				3504
10		0.11	1.21	22	3573	3573	0				3573
11		0.12	1.23	18	3479	3479	0				3479
12		0.11	1.11	20	3436	3436	0				3436
13		0.11	1.19	17	3415	3415	0				3415
14		0.11	1.19	22	3545	3545	0				3545
15		0.11	1.11	25	3629	3629	0				3629
16		0.11	1.13	21	3628	3628	0				3628
17		0.11	1.16	22	3685	3685	0				3685
18		0.12	1.13	21	3390	3390	0				3390
19		0.11	1.14	18	3370	3370	0				3370
20		0.11	1.10	24	3378	3378	0				3378
21		0.12	1.17	19	3457	3457	0				3457
22		0.12	1.17	25	3615	3615	0				3615
23		0.11	1.12	20	3419	3419	0				3419
24		0.11	1.22	19	3423	3423	0				3423
25		0.12	1.13	21	3383	3383	0				3383
26		0.12	1.14	18	3416	3416	0				3416
27		0.13	1.15	18	3382	3382	0				3382
28		0.13	1.16	19	3433	3433	0				3433
29		0.18	1.18	20	3601	3601	0				3601
30		0.14	1.27	19	3750	3750	0				3750
31		0.14	1.26	19	3756	3756	0				3756
TOTAL	0			625	109167	109167	0			0	109167
AVER.	0			20	3522	3522	0			0	3522



TOWN OF LADYSMITH - WATER USE

DAILY REPORT FOR THE MONTH OF FEBRUARY 2018

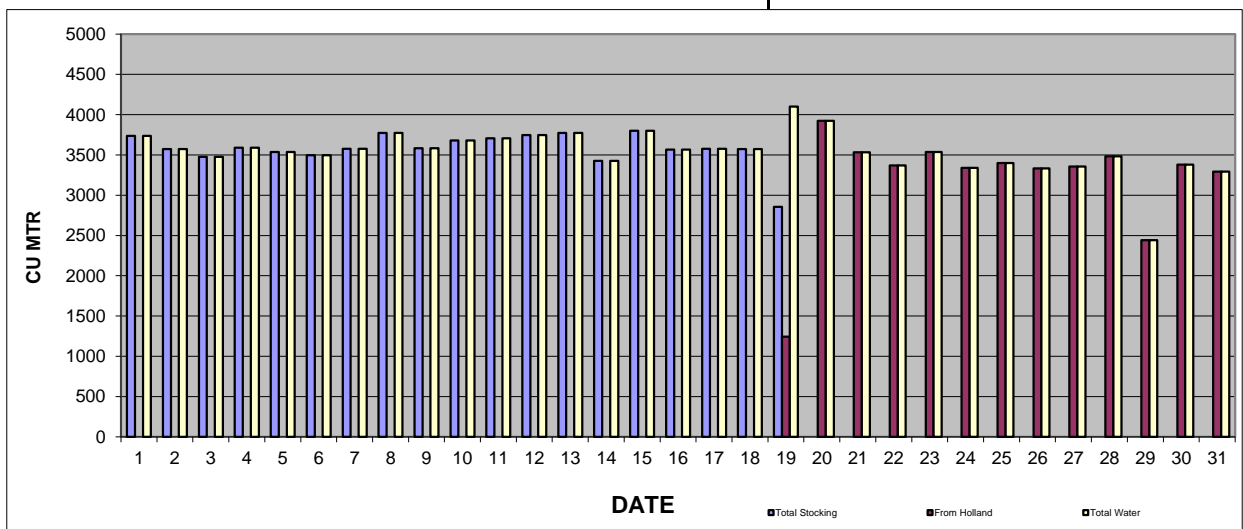
STOCKING LAKE							HOLLAND LAKE				
DATE	8" CONS (Stocking)	TURB.	CL ₂ RES ppm	CL ₂ lbs	From Stocking	Total Stocking	From Holland	TURB.	CL ₂ RES ppm	CL ₂ lbs	Total Water
1		0.15	1.25	18	3449	3449	0				3449
2		0.15	1.18	14	3661	3661	0				3661
3		0.15	1.07	15	3342	3342	0				3342
4		0.15	1.02	16	3459	3459	0				3459
5		0.16	1.14	22	3416	3416	0				3416
6		0.17	1.17	19	3624	3624	0				3624
7		0.17	1.20	20	3734	3734	0				3734
8		0.17	1.15	19	3478	3478	0				3478
9		0.18	1.06	21	3607	3607	0				3607
10		0.18	1.07	20	3393	3393	0				3393
11		0.18	1.11	18	3486	3486	0				3486
12		0.19	1.17	21	3542	3542	0				3542
13		0.19	1.13	22	3477	3477	0				3477
14		0.19	1.18	22	3615	3615	0				3615
15		0.19	1.38	19	3434	3434	0				3434
16		0.2	1.26	22	3597	3597	0				3597
17		0.2	1.36	19	3373	3373	0				3373
18		0.21	1.26	20	3434	3434	0				3434
19		0.22	0.80	19	3465	3465	0				3465
20		0.22	1.06	19	3458	3458	0				3458
21		0.23	1.15	19	3555	3555	0				3555
22		0.24	1.25	20	3529	3529	0				3529
23		0.17	1.25	20	3511	3511	0				3511
24		0.09	1.05	19	3557	3557	0				3557
25		0.09	1.10	16	3663	3663	0				3663
26		0.09	1.16	20	3668	3668	0				3668
27		0.1	1.13	19	3750	3750	0				3750
28		0.1	1.08	20	3740	3740	0				3740
29						0					0
30						0					0
31						0					0
TOTALS	0			538	99017	99017	0			0	99017
AVERAGE	0			17	3194	3194	0			0	3194



TOWN OF LADYSMITH - WATER USE

DAILY REPORT FOR THE MONTH OF MARCH 2018

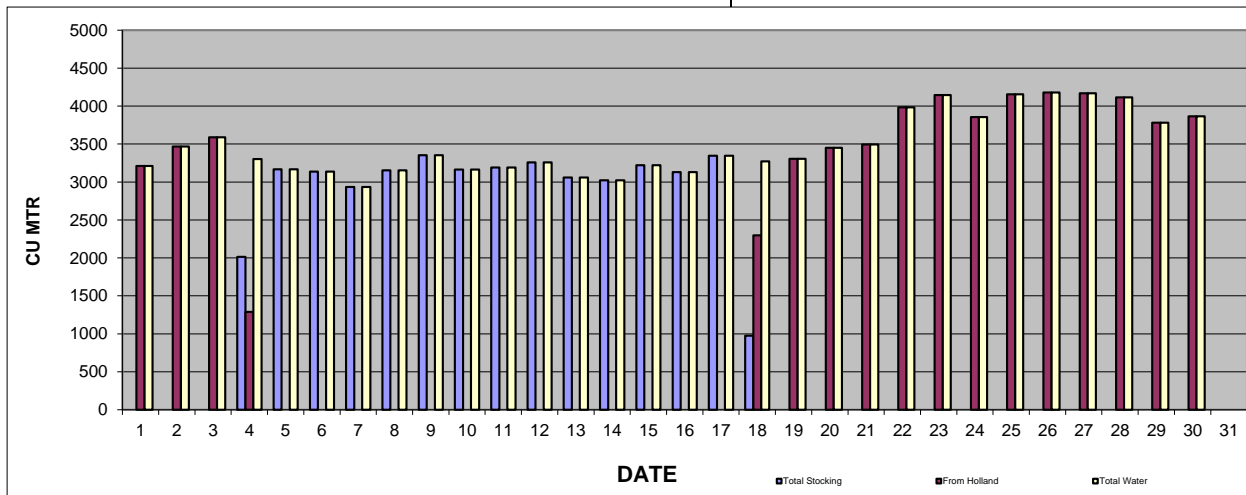
STOCKING LAKE							HOLLAND LAKE				
DATE	8" CONS (Stocking)	TURB.	CL ₂ RES ppm	CL ₂ lbs	From Stocking	Total Stocking	From Holland	TURB.	CL ₂ RES ppm	CL ₂ lbs	Total Water
1		0.1	1.12	16	3737	3737	0				3737
2		0.09	1.17	16	3574	3574	0				3574
3		0.1	1.09	21	3478	3478	0				3478
4		0.09	1.16	21	3591	3591	0				3591
5		0.09	1.19	22	3535	3535	0				3535
6		0.09	1.22	20	3498	3498	0				3498
7		0.09	1.20	18	3575	3575	0				3575
8		0.1	1.20	20	3773	3773	0				3773
9		0.09	1.14	18	3582	3582	0				3582
10		0.09	1.10	21	3680	3680	0				3680
11		0.09	1.18	23	3707	3707	0				3707
12		0.09	1.15	19	3748	3748	0				3748
13		0.09	1.16	19	3773	3773	0				3773
14		0.09	1.16	24	3427	3427	0				3427
15		0.09	1.13	22	3800	3800	0				3800
16		0.09	1.13	27	3565	3565	0				3565
17		0.09	1.08	20	3575	3575	0				3575
18		0.09	1.04	15	3572	3572	0				3572
19					2855	2855	1244	0.09	1.05	24	4099
20					0	0	3923	0.05	1.25	21	3923
21					0	0	3532	0.05	1.27	19	3532
22					0	0	3369	0.08	1.15	19	3369
23					0	0	3535	0.06	1.14	20	3535
24					0	0	3340	0.06	1.13	18	3340
25					0	0	3401	0.05	1.14	20	3401
26					0	0	3332	0.05	1.28	18	3332
27					0	0	3356	0.06	1.29	16	3356
28					0	0	3483	0.07	1.26	19	3483
29					0	0	2443	0.06	1.22	21	2443
30					0	0	3379	0.06	1.19	27	3379
31					0	0	3294	0.07	1.17	18	3294
TOTALS	0			362	68045	68045	41631			260	109676
AVERAGE	0			12	2195	2195	1343			8	3538



TOWN OF LADYSMITH - WATER USE

DAILY REPORT FOR THE MONTH OF APRIL 2018

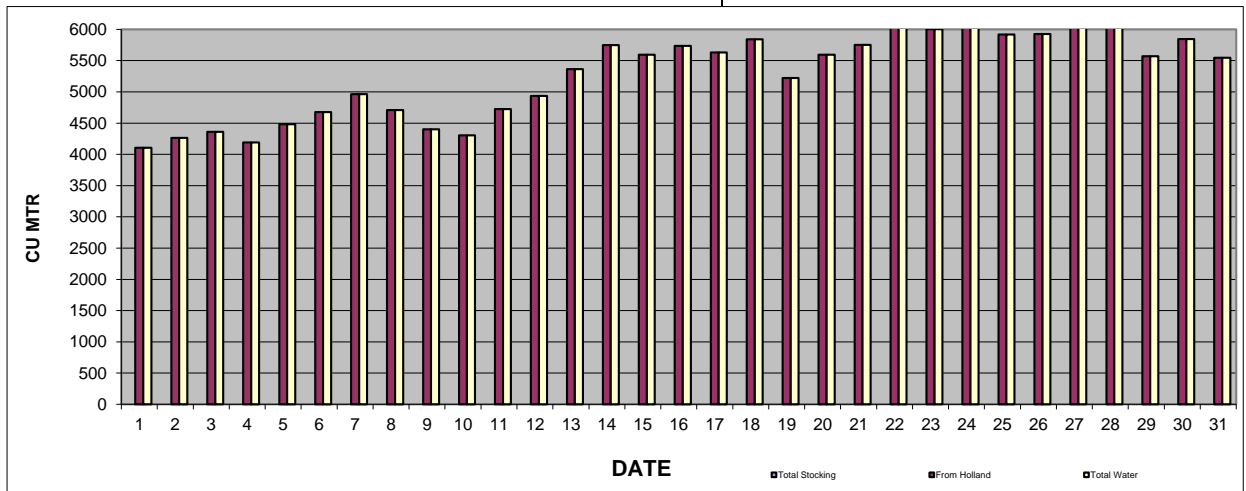
STOCKING LAKE							HOLLAND LAKE				
DATE	8" CONS (Stocking)	TURB.	CL ₂ RES	CL ₂ lbs	From Stocking	Total Stocking	From Holland	TURB.	CL ₂ RES ppm	CL ₂ lbs	Total Water
1						0	3210	0.060	1.18	19	3210
2						0	3466	0.060	1.20	18	3466
3						0	3589	0.060	1.25	22	3589
4					2015	2015	1288	0.090	1.30	18	3303
5		0.14	1.21	13	3166	3166	0				3166
6		0.14	1.21	17	3137	3137	0				3137
7		0.14	1.18	20	2935	2935	0				2935
8		0.14	1.20	12	3155	3155	0				3155
9		0.16	1.20	19	3353	3353	0				3353
10		0.16	1.24	20	3163	3163	0				3163
11		0.17	1.23	21	3191	3191	0				3191
12		0.18	1.26	19	3258	3258	0				3258
13		0.19	1.21	19	3060	3060	0				3060
14		0.22	1.25	21	3023	3023	0				3023
15		0.22	1.27	19	3222	3222	0				3222
16		0.24	1.27	21	3131	3131	0				3131
17		0.24	1.22	19	3345	3345	0				3345
18					974	974	2299	0.250	1.24	23	3273
19						0	3305	0.150	1.24	20	3305
20						0	3451	0.120	1.24	21	3451
21						0	3495	0.170	1.25	22	3495
22						0	3985	0.120	1.21	21	3985
23						0	4145	0.110	1.30	21	4145
24						0	3856	0.090	1.31	21	3856
25						0	4154	0.090	1.31	19	4154
26						0	4178	0.090	1.29	28	4178
27						0	4170	0.110	1.29	21	4170
28						0	4115	0.130	1.10	25	4115
29						0	3782	0.130	1.21	24	3782
30						0	3865	0.140	1.15	28	3865
31						0					0
TOTALS	0			240	44128	44128	60353			371	104481
AVERAGE	0			8	1423	1423	1947			12	3370



TOWN OF LADYSMITH - WATER USE

DAILY REPORT FOR THE MONTH OF MAY 2018

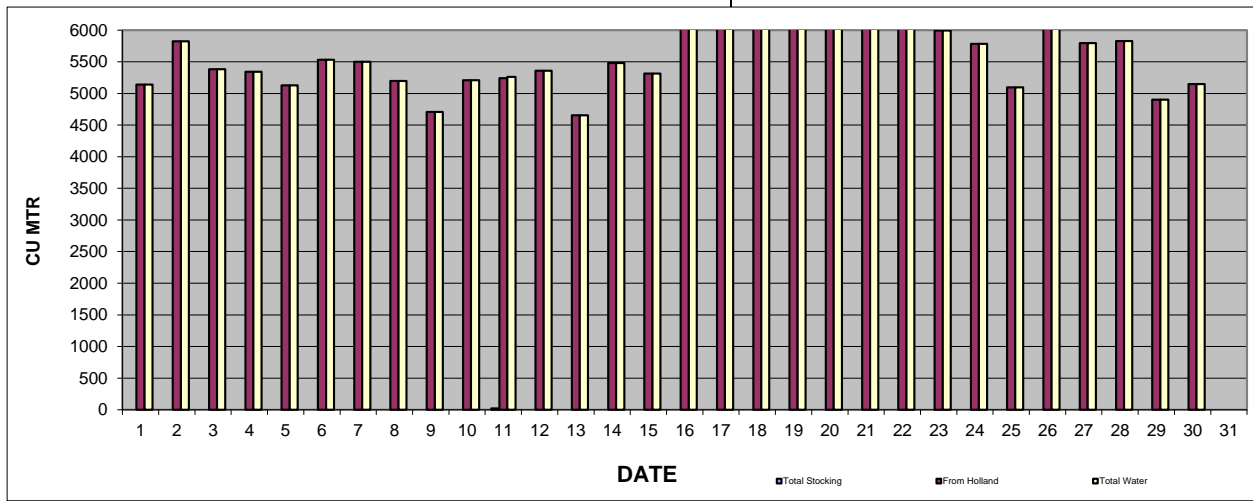
STOCKING LAKE						HOLLAND LAKE					
DATE	8" CONS (Stocking)	TURB.	CL ₂ RES	CL ₂ lbs	From Stocking	Total Stocking	From Holland	TURB.	CL ₂ RES ppm	CL ₂ lbs	Total Water
1						0	4106	0.130	1.29	25	4106
2						0	4263	0.150	1.32	28	4263
3						0	4359	0.160	1.32	25	4359
4						0	4191	0.180	1.23	30	4191
5						0	4481	0.200	1.21	28	4481
6						0	4675	0.190	1.24	29	4675
7						0	4964	0.230	1.27	30	4964
8						0	4708	0.250	1.27	28	4708
9						0	4401	0.330	1.26	25	4401
10						0	4305	0.350	1.22	25	4305
11						0	4724	0.450	1.19	27	4724
12						0	4937	0.220	1.17	28	4937
13						0	5366	0.250	1.17	29	5366
14						0	5747	0.220	1.35	34	5747
15						0	5597	0.220	1.27	36	5597
16						0	5738	0.190	1.25	35	5738
17						0	5633	0.200	1.22	36	5633
18						0	5842	0.210	1.22	39	5842
19						0	5223	0.250	1.30	32	5223
20						0	5597	0.250	1.24	34	5597
21						0	5754	0.290	1.28	42	5754
22						0	6167	0.320	1.28	42	6167
23						0	6005	0.360	1.35	29	6005
24						0	6436	0.400	1.31	37	6436
25						0	5920	0.480	1.30	34	5920
26						0	5927	0.150	1.35	33	5927
27						0	6175	0.120	1.29	34	6175
28						0	6275	0.120	1.34	30	6275
29						0	5569	0.120	1.30	34	5569
30						0	5845	0.140	1.26	26	5845
31						0	5548	0.110	1.29	27	5548
TOTALS	0			0	0	0	164478			971	164478
AVERAGE	0			0	0	0	5306			31	5306



TOWN OF LADYSMITH - WATER USE

DAILY REPORT FOR THE MONTH OF JUNE 2018

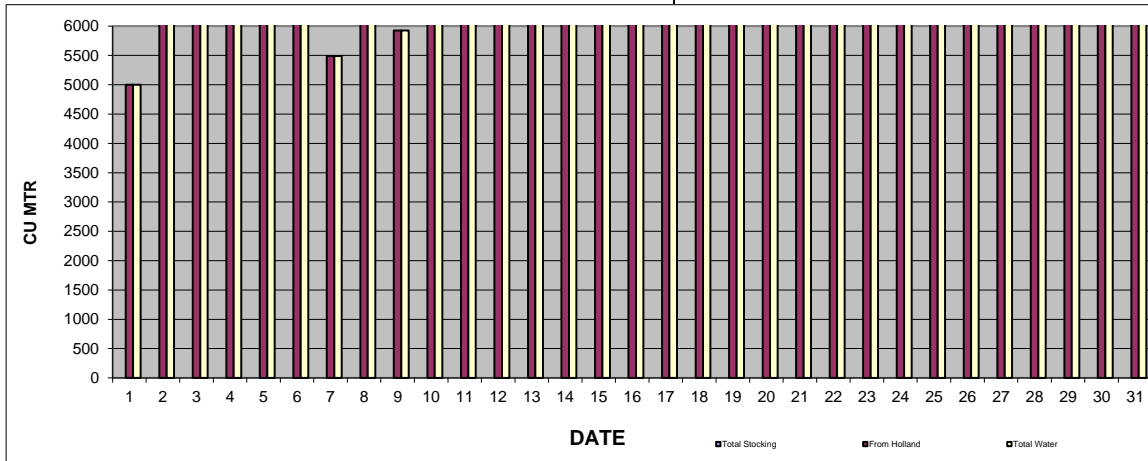
STOCKING LAKE							HOLLAND LAKE				
DATE	8" CONS (Stocking)	TURB.	CL ₂ RES	CL ₂ lbs	From Stocking	Total Stocking	From Holland	TURB.	CL ₂ RES ppm	CL ₂ lbs	Total Water
1						0	5141	0.150	1.05	27	5141
2						0	5825	0.100	1.18	29	5825
3						0	5382	0.100	1.20	30	5382
4						0	5343	0.110	1.20	32	5343
5						0	5130	0.100	1.27	23	5130
6						0	5532	0.110	1.28	32	5532
7						0	5499	0.110	1.30	33	5499
8						0	5199	0.130	1.30	17	5199
9						0	4709	0.140	1.26	26	4709
10						0	5210	0.120	1.20	19	5210
11					21	21	5241	0.110	1.31	22	5262
12						0	5359	0.140	1.25	23	5359
13						0	4653	0.170	1.32	21	4653
14						0	5481	0.140	1.30	19	5481
15						0	5313	0.140	1.29	21	5313
16						0	6215	0.150	1.29	21	6215
17						0	6435	0.170	1.25	39	6435
18						0	6825	0.160	1.30	41	6825
19						0	7083	0.230	1.30	33	7083
20						0	6634	0.240	1.26	34	6634
21						0	6735	0.280	1.23	43	6735
22						0	6085	0.190	1.26	22	6085
23						0	5994	0.240	1.19	32	5994
24						0	5785	0.240	-	35	5785
25						0	5095	0.270	1.17	29	5095
26						0	6090	0.210	1.27	36	6090
27						0	5796	0.200	1.40	23	5796
28						0	5830	0.160	1.33	16	5830
29						0	4903	0.130	1.32	28	4903
30						0	5150	0.150	1.23	24	5150
31						0					0
TOTALS	0			0	21	21	169672			830	169693
AVERAGE	0			0	1	1	5473			27	5474



TOWN OF LADYSMITH - WATER USE

DAILY REPORT FOR THE MONTH OF JULY 2018

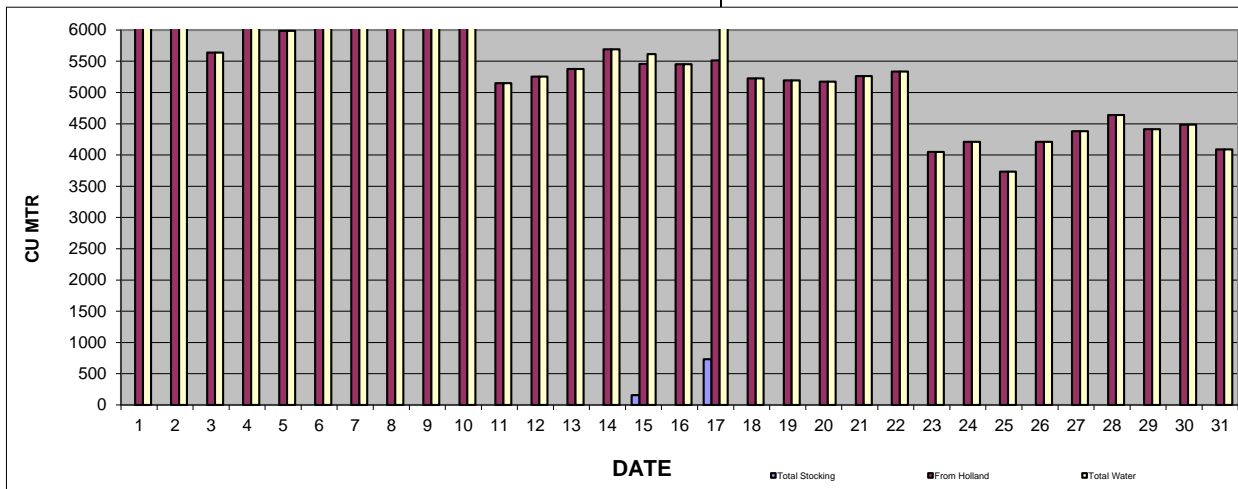
STOCKING LAKE							HOLLAND LAKE				
DATE	8" CONS (Stocking)	TURB.	CL ₂ RES	CL ₂ lbs	From Stocking	Total Stocking	From Holland	TURB.	CL ₂ RES ppm	CL ₂ lbs	Total Water
1						0	5001	0.120	1.26	28	5001
2						0	6055	0.120	1.27	24	6055
3						0	6276	0.110	1.32	25	6276
4						0	6497	0.110	1.30	31	6497
5						0	6037	0.130	1.36	31	6037
6						0	6094	0.130	1.32	33	6094
7						0	5491	0.130	1.24	33	5491
8						0	6289	0.140	1.24	36	6289
9						0	5927	0.150	1.26	33	5927
10						0	6132	0.180	1.21	36	6132
11						0	7039	0.220	1.25	31	7039
12						0	6983	0.250	1.25	41	6983
13						0	6691	0.260	1.23	37	6691
14						0	6574	0.210	1.21	33	6574
15						0	6625	0.210	1.20	39	6625
16						0	6992	0.200		36	6992
17						0	7151	0.220	1.19	37	7151
18						0	7010	0.090	1.22	37	7010
19						0	6366	0.090	1.27	35	6366
20						0	6738	0.090	1.26	39	6738
21						0	6135	0.090	1.29	37	6135
22						0	6738	0.070	1.31	29	6738
23						0	7211	0.090	1.32	40	7211
24						0	7285	0.100	1.27	36	7285
25						0	7175	0.090	1.24	34	7175
26						0	7105	0.140	1.13	44	7105
27						0	7326	0.180	1.15	38	7326
28						0	6884	0.130	1.19	34	6884
29						0	6776	0.230	1.19	34	6776
30						0	6996	0.410	1.21	38	6996
31						0	6417	0.080	1.20	30	6417
TOTALS	0			0	0	0	204016			1069	204016
AVERAGE	0			0	0	0	6581			34	6581



TOWN OF LADYSMITH - WATER USE

DAILY REPORT FOR THE MONTH OF AUGUST 2018

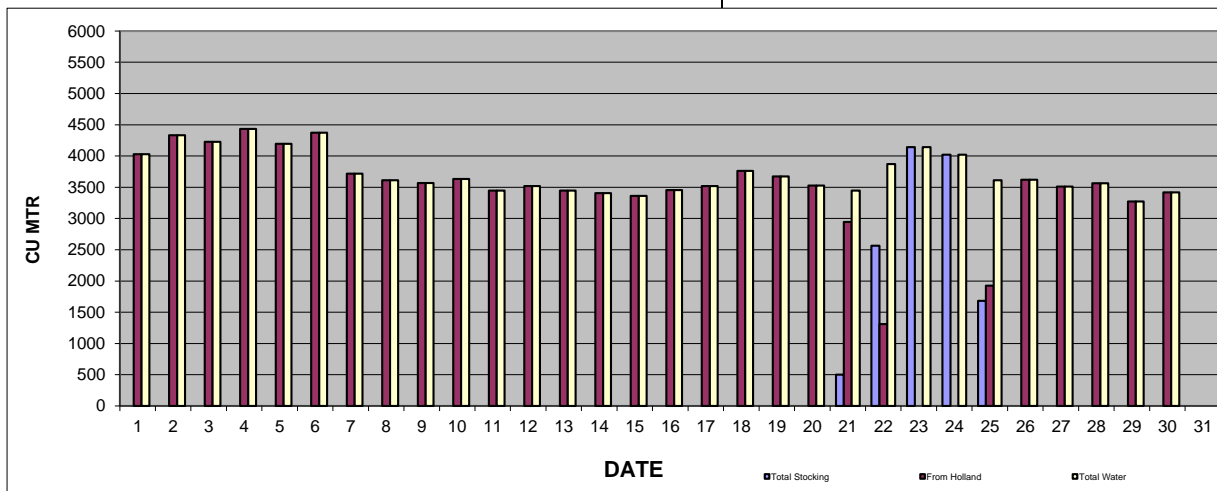
STOCKING LAKE							HOLLAND LAKE				
DATE	8" CONS (Stocking)	TURB.	CL ₂ RES	CL ₂ lbs	From Stocking	Total Stocking	From Holland	TURB.	CL ₂ RES ppm	CL ₂ lbs	Total Water
1						0	6125	0.080	1.20	33	6125
2						0	6405	0.090	1.21	33	6405
3						0	5639	0.090	1.24	31	5639
4						0	6273	0.090	1.23	32	6273
5						0	5987	0.100	1.25	33	5987
6						0	6464	0.100	1.23	33	6464
7						0	6327	0.100	1.28	30	6327
8						0	6665	0.110	1.27	36	6665
9						0	7002	0.120	1.24	32	7002
10						0	6164	0.120	1.22	34	6164
11						0	5151	0.110	1.20	25	5151
12						0	5256	0.110	1.00	28	5256
13						0	5377	0.150	1.22	38	5377
14						0	5693	0.100	1.35	31	5693
15					158	158	5459	0.060	1.30	34	5617
16						0	5454	0.050	1.28	33	5454
17					732	732	5514	0.060	1.29	34	6246
18						0	5226	0.060	1.32	29	5226
19						0	5193	0.060	1.26	29	5193
20						0	5175	0.070	1.25	28	5175
21						0	5265	0.070	1.22	31	5265
22						0	5336	0.050	1.24	26	5336
23						0	4050	0.070	1.23	21	4050
24						0	4212	0.080	1.23	24	4212
25						0	3734	0.080	1.26	20	3734
26						0	4213	0.080	1.25	24	4213
27						0	4380	0.090	1.32	22	4380
28						0	4642	0.090	1.31	25	4642
29						0	4413	0.110	1.30	22	4413
30						0	4488	0.110	1.29	22	4488
31						0	4091	0.110	1.29	30	4091
TOTALS	0			0	890	890	165373			903	166263
AVERAGE	0			0	29	29	5335			29	5363



TOWN OF LADYSMITH - WATER USE

DAILY REPORT FOR THE MONTH OF SEPTEMBER 2018

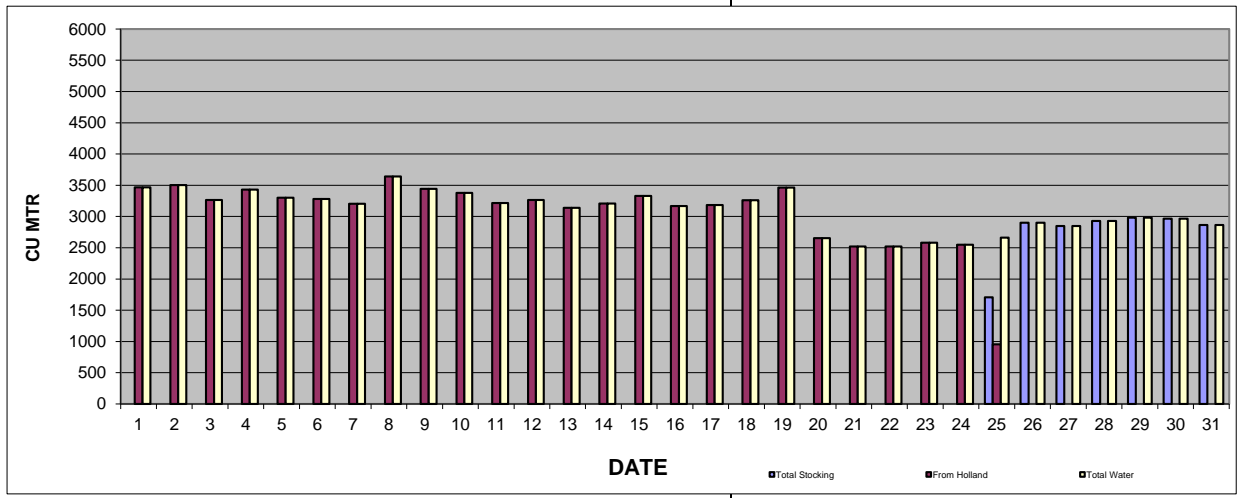
STOCKING LAKE							HOLLAND LAKE				
DATE	8" CONS (Stocking)	TURB.	CL ₂ RES	CL ₂ lbs	From Stocking	Total Stocking	From Holland	TURB.	CL ₂ RES ppm	CL ₂ lbs	Total Water
1						0	4028	0.120	1.29	19	4028
2						0	4333	0.120	1.20	24	4333
3						0	4228	0.110	1.25	19	4228
4						0	4433	0.120	1.30	22	4433
5						0	4194	0.330	1.24	17	4194
6						0	4373	0.080	1.38	20	4373
7						0	3716	0.080	1.34	20	3716
8						0	3614	0.080	1.23	16	3614
9						0	3566	0.090	1.25	21	3566
10						0	3633	0.110	1.15	15	3633
11						0	3447	0.120	1.13	19	3447
12						0	3518	0.120	1.17	17	3518
13						0	3446	0.130	1.15	19	3446
14						0	3406	0.210	1.11	19	3406
15						0	3360	0.120	1.17	21	3360
16						0	3455	0.200	1.21	20	3455
17						0	3518	0.150	1.07	16	3518
18						0	3763	0.130	1.20	25	3763
19						0	3675	0.130	1.34	23	3675
20						0	3527	0.130	1.37	24	3527
21					500	500	2945	0.400	1.35	22	3445
22		0.51	0.92	27	2563	2563	1310				3873
23		0.23	1.09	29	4142	4142	0				4142
24		0.22	1.30	24	4022	4022	0				4022
25					1684	1684	1927	0.210	1.30	21	3611
26						0	3620	0.080	1.15	29	3620
27						0	3512	0.090	1.22	23	3512
28						0	3565	0.080	1.24	29	3565
29						0	3273	0.090	1.28	22	3273
30						0	3419	0.120	1.30	23	3419
31						0					0
TOTALS	0			80	12911	12911	98804			565	111715
AVERAGE	0			3	416	416	3187			18	3604



TOWN OF LADYSMITH - WATER USE

DAILY REPORT FOR THE MONTH OF OCTOBER 2018

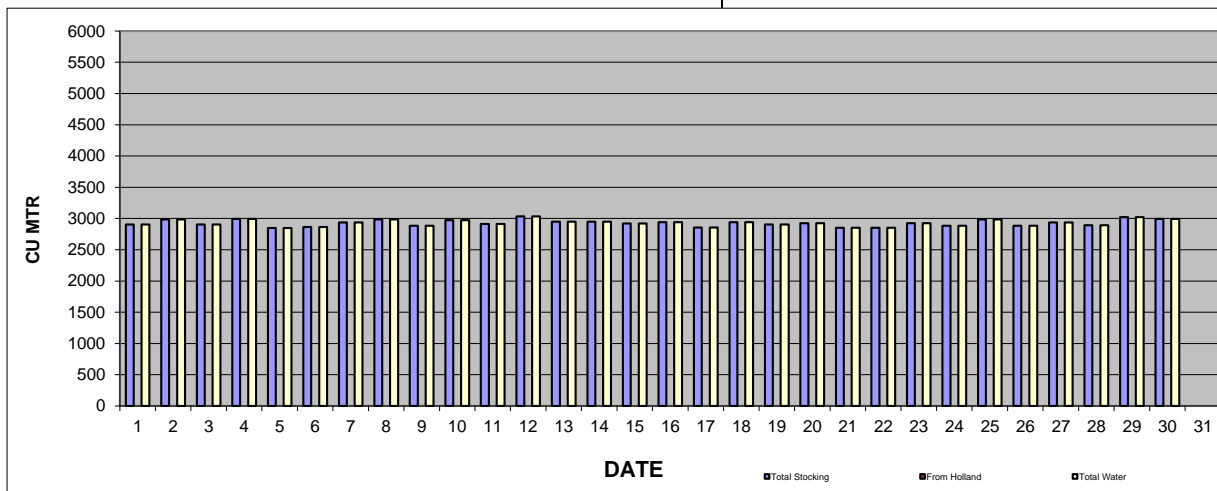
STOCKING LAKE							HOLLAND LAKE				
DATE	8" CONS (Stocking)	TURB.	CL ₂ RES ppm	CL ₂ lbs	From Stocking	Total Stocking	From Holland	TURB.	CL ₂ RES ppm	CL ₂ lbs	Total Water
1					0	0	3468	0.130	1.20	24	3468
2					0	0	3503	0.110	1.02	23	3503
3					0	0	3265	0.100	1.06	24	3265
4					0	0	3430	0.090	1.15	24	3430
5					0	0	3303	0.100	1.29	22	3303
6					0	0	3279	0.110	1.27	22	3279
7					0	0	3202	0.110	1.28	23	3202
8					0	0	3642	0.120	1.22	27	3642
9					0	0	3444	0.120	1.07	27	3444
10					0	0	3378	0.120	1.10	26	3378
11					0	0	3217	0.130	1.15	24	3217
12					0	0	3265	0.130	1.23	19	3265
13					0	0	3140	0.130	1.25	22	3140
14					0	0	3208	0.130	1.29	22	3208
15					0	0	3329	0.130	1.45	22	3329
16					0	0	3169	0.140	1.47	18	3169
17					0	0	3182	0.150	1.41	16	3182
18					0	0	3262	0.150	1.31	20	3262
19					0	0	3463	0.140	1.30	17	3463
20					0	0	2655	0.140	1.30	15	2655
21					0	0	2521	0.130	1.25	14	2521
22					0	0	2520	0.130	1.25	19	2520
23					0	0	2580	0.140	1.24	11	2580
24					0	0	2550	0.140	1.27	15	2550
25		0.09	1.15	19	1707	1707	955				2662
26		0.21	1.31	17	2900	2900					2900
27		0.19	1.24	18	2847	2847					2847
28		0.22	1.25	19	2929	2929					2929
29		0.2	1.28	18	2982	2982					2982
30		0.2	1.33	18	2967	2967					2967
31		0.22	1.31	16	2865	2865					2865
TOTALS	0			125	19197	19197	76930			496	96127
AVERAGE	0			18	619	619	2482			23	3101



TOWN OF LADYSMITH - WATER USE

DAILY REPORT FOR THE MONTH OF NOVEMBER 2018

STOCKING LAKE							HOLLAND LAKE				
DATE	8" CONS (Stocking)	TURB.	CL ₂ RES	CL ₂ lbs	From Stocking	Total Stocking	From Holland	TURB.	CL ₂ RES ppm	CL ₂ lbs	Total Water
1		0.22	1.23	16	2906	2906					2906
2		0.26	1.27	19	2986	2986					2986
3		0.26	1.21	16	2904	2904					2904
4		0.32	1.22	19	2993	2993					2993
5		0.26	1.28	22	2848	2848					2848
6		0.25	1.31	12	2865	2865					2865
7		0.25	1.28	16	2938	2938					2938
8		0.24	1.32	21	2986	2986					2986
9		0.24	1.27	18	2885	2885					2885
10		0.26	1.29	18	2972	2972					2972
11		0.25	1.31	15	2911	2911					2911
12		0.25	1.29	20	3032	3032					3032
13		0.25	1.31	18	2950	2950					2950
14		0.32	1.26	17	2951	2951					2951
15		0.32	1.24	14	2920	2920					2920
16		0.30	1.23	16	2940	2940					2940
17		0.29	1.20	16	2856	2856					2856
18		0.29	1.20	19	2941	2941					2941
19		0.29	1.22	15	2903	2903					2903
20		0.31	1.24	15	2924	2924					2924
21		0.33	1.24	18	2850	2850					2850
22		0.36	1.25	12	2851	2851					2851
23		0.36	1.23	23	2926	2926					2926
24		0.37	1.19	17	2883	2883					2883
25		0.40	1.23	15	2985	2985					2985
26		0.37	1.25	24	2886	2886					2886
27		0.44	1.31	14	2935	2935					2935
28		0.44	1.22	14	2893	2893					2893
29		0.17	1.18	17	3022	3022					3022
30		0.16	1.17	15	2992	2992					2992
31											0
TOTALS	0			511	87834	87834	0			0	87834
AVERAGE	0			16	2833	2833	0			0	2833



TOWN OF LADYSMITH - WATER USE

DAILY REPORT FOR THE MONTH OF DECEMBER 2018

STOCKING LAKE							HOLLAND LAKE				WATER
DATE	8" CONS (South)	TURB.	CL ₂ RES	CL ₂ lbs	To Arbutus	Total Stocking	To Arbutus	TURB.	CL ₂ RES ppm	CL ₂ lbs	
1		0.17	1.08	15	2850	2850					2850
2		0.17	1.13	16	3017	3017					3017
3		0.16	1.18	16	2909	2909					2909
4		0.16	1.23	15	2902	2902					2902
5		0.16	1.01	16	2856	2856					2856
6		0.17	1.17	16	3050	3050					3050
7		0.17	1.21	15	3142	3142					3142
8		0.17	1.21	18	3212	3212					3212
9		0.18	1.29	18	3233	3233					3233
10		0.17	1.34	21	3220	3220					3220
11		0.19	1.27	18	3120	3120					3120
12		0.18	1.26	19	3112	3112					3112
13		0.2	1.27			0					0
14						0					0
15						0					0
16						0					0
17						0					0
18						0					0
19						0					0
20						0					0
21						0					0
22						0					0
23						0					0
24						0					0
25						0					0
26						0					0
27						0					0
28						0					0
29						0					0
30						0					0
31						0					0
TOTALS	0			203	36623	36623	0			0	36623
AVERAGE	0			7	1181	1181	0	#DIV/0!	#DIV/0!	0	1181

