

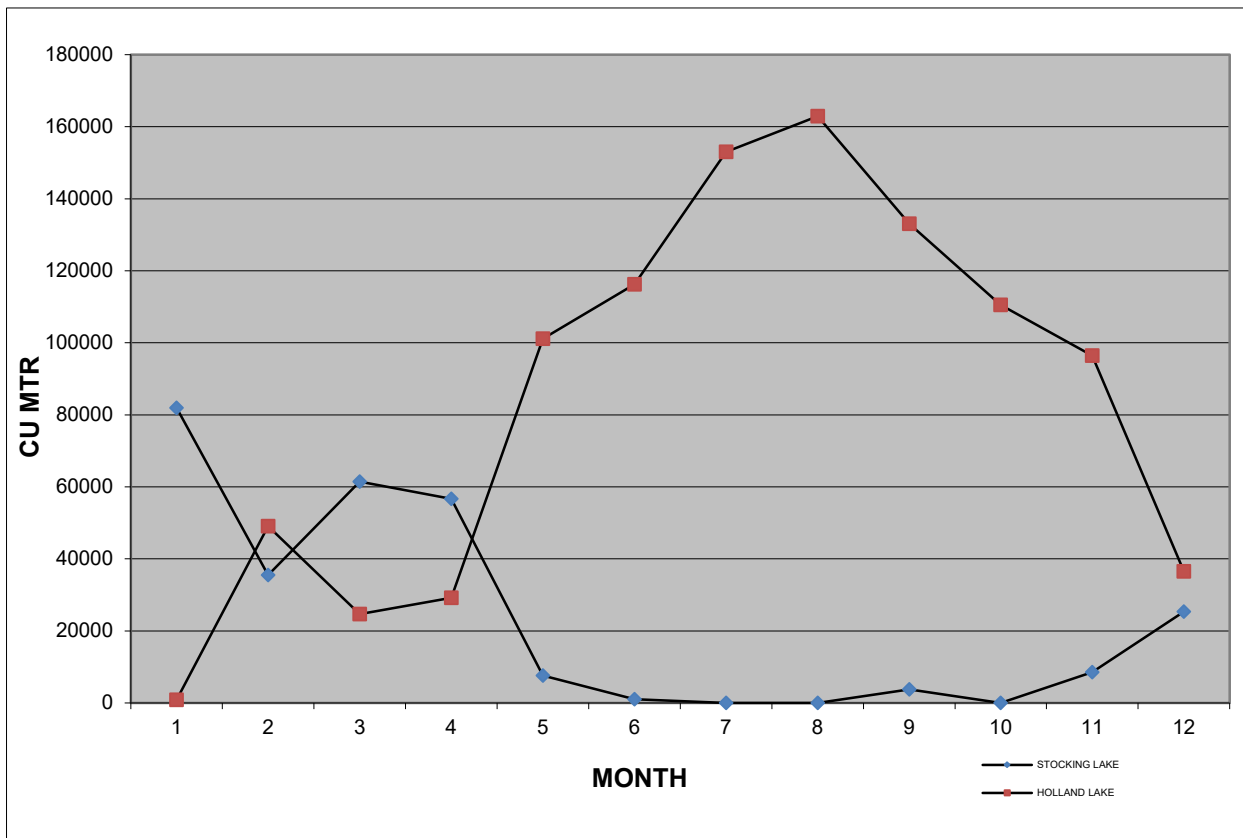
TOWN OF LADYSMITH - WATER USE

YEAR TO DATE: December 17, 2020

	STOCKING LAKE	HOLLAND LAKE	TOTAL WATER USED	CL2 USED SOUTH END	CL2 USED ARB RES	TOTAL CL2 USED
JAN	81937	891	82828	530.2	0	530.2
FEB	35525	49058	84583	196	395.5	591.5
MAR	61463	24692	86155	519	134	653
APR	56665	29179	85844	432.2	240	672.2
MAY	7586	101166	108752	63.9	759.1	823
JUN	1009	116217	117226	0	654	654
JUL	0	153003	153003	0	434	434
AUG	0	162910	162910	0	305.1	305.1
SEP	3764	133007	136771	0	331.2	331.2
OCT	0	110482	110482	0	344.6	344.6
NOV	8552	96446.2	104998.2	9.5	307.8	317.3
DEC	25386	36527	61913	0	180.2	180.2
TOTALS	281887	1013578.2	1295465.2	1750.8	4085.5	5836.3
AVERAGE	23491	84465	107955			

0.217595193 0.782404807

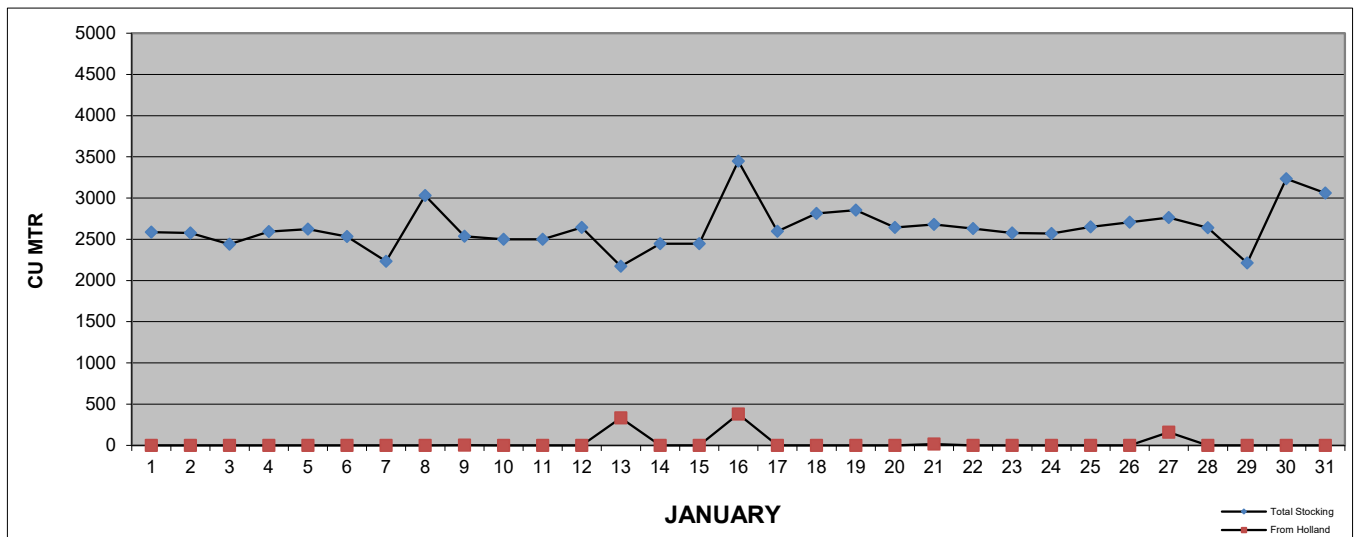
Average Daily Consumption 3549



TOWN OF LADYSMITH - WATER USE

DAILY REPORT FOR THE MONTH OF JANUARY 2020

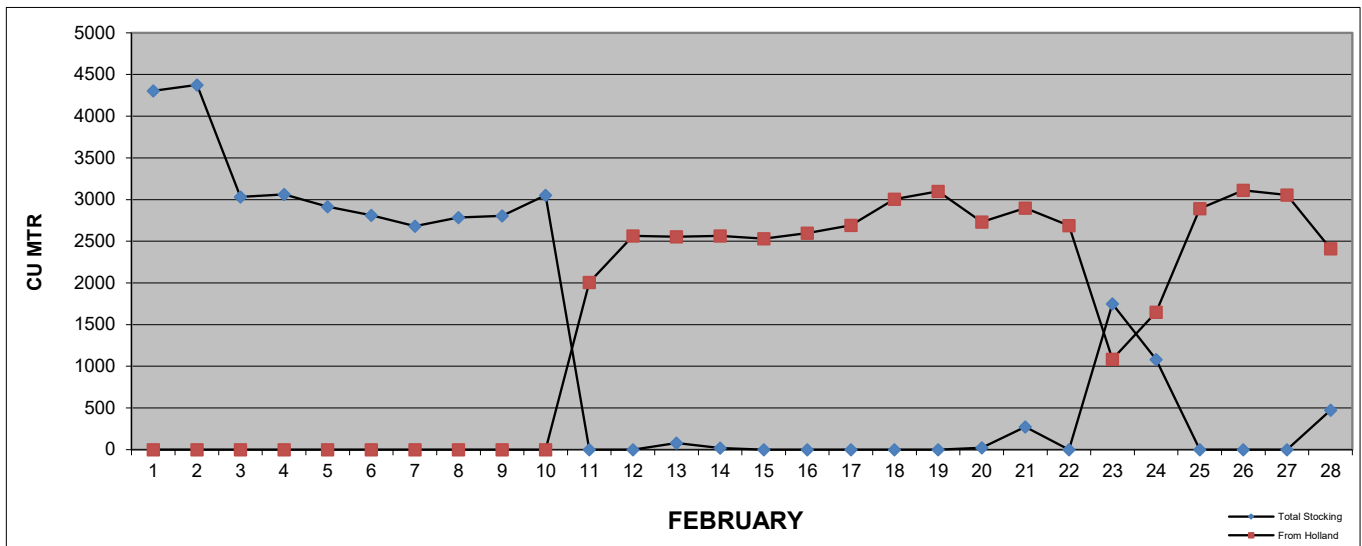
STOCKING LAKE					HOLLAND LAKE						
DATE	8" CONS (South)	TURB.	CL ₂ RES ppm	CL ₂ lbs	From Stocking	Total Stocking	From Holland	TURB.	CL ₂ RES ppm	CL ₂ lbs	Total Water
1		0.04	1.31	16	2586	2586	0				2586
2		0.03	1.33	17.5	2576	2576	0				2576
3		0.04	1.44	18	2440	2440	0				2440
4		0.04	1.47	12.2	2594	2594	0				2594
5		0.03	1.41	14.7	2623	2623	0				2623
6		0.03	1.36	13.2	2533	2533	0				2533
7		0.03	1.34	16.9	2234	2234	0				2234
8		0.03	1.37	13.5	3030	3030	0				3030
9		0.04	1.28	12.4	2535	2535	3				2538
10		0.03	1.24	16.4	2499	2499	0				2499
11		0.03	1.35	18.3	2501	2501	0				2501
12		0.03	1.37	0	2643	2643	0				2643
13		0.05	1.47	15.2	2173	2173	334				2507
14		0.03	1.41	13.3	2447	2447	0				2447
15		0.03	1.24	20.9	2446	2446	0				2446
16		0.03	1.42	24.7	3449	3449	380				3829
17		0.03	1.54	18.8	2597	2597	0				2597
18		0.03	1.63	25.2	2814	2814	0				2814
19		0.03	1.67	16.4	2854	2854	0				2854
20		0.03	1.53	22.4	2642	2642	0				2642
21		0.03	1.48	16.4	2681	2681	15				2696
22		0.03	1.46	15.9	2629	2629	0				2629
23		0.03	1.45	17.7	2576	2576	0				2576
24		0.03	1.38	13.4	2569	2569	0				2569
25		0.03	1.41	20.4	2649	2649	0				2649
26		0.03	1.38	17.2	2707	2707	0				2707
27		0.03	1.46	21.2	2764	2764	159				2923
28		0.03	1.51	17.9	2639	2639	0				2639
29		0.03	1.42	13.3	2212	2212	0				2212
30		0.05	1.52	25.8	3234	3234	0				3234
31		0.03	1.48	25	3061	3061	0				3061
TOTALS	0			530.2	81937	81937	891			0	82828
AVERAGE	0	0.033	1.42	17	2643	2643	29			0	2672



TOWN OF LADYSMITH - WATER USE

DAILY REPORT FOR THE MONTH OF FEBRUARY 2020

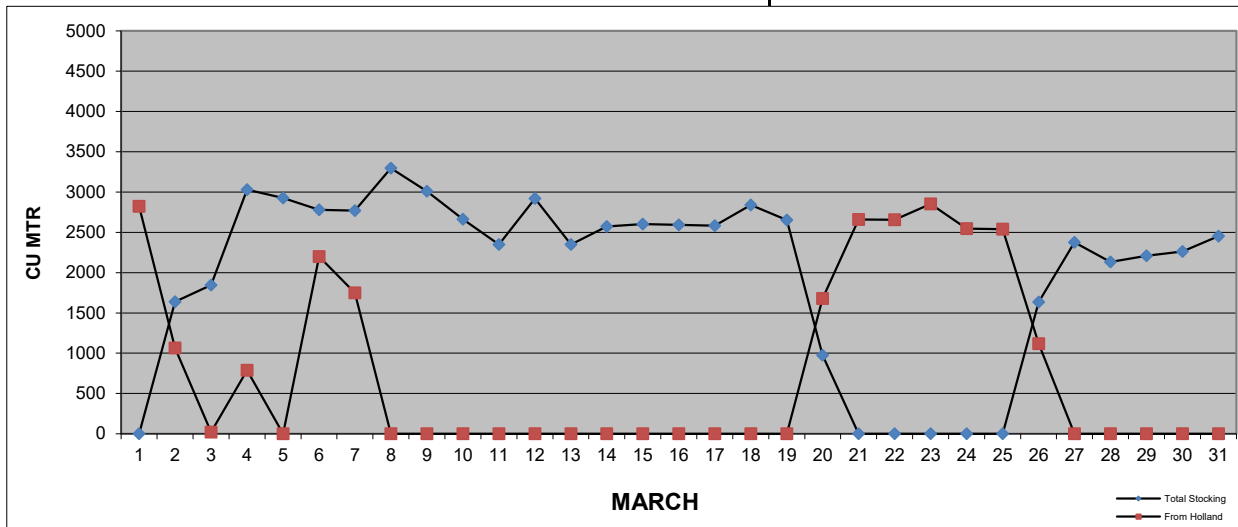
STOCKING LAKE						HOLLAND LAKE					
DATE	8" CONS (Stocking)	TURB.	CL ₂ RES ppm	CL ₂ lbs	From Stocking	Total Stocking	From Holland	TURB.	CL ₂ RES ppm	CL ₂ lbs	Total Water
1		0.06	1.47	31	4303	4303	0				4303
2		0.04	1.50	23	4376	4376	0				4376
3		0.04	1.30	22	3031	3031	0				3031
4		0.04	1.28	19	3061	3061	0				3061
5		0.04	1.21	18	2916	2916	0				2916
6		0.04	1.22	18	2811	2811	0				2811
7		0.04	1.22	12	2681	2681	0				2681
8		0.04	1.22	15	2785	2785	0				2785
9		0.04	1.24	17	2806	2806	0				2806
10		0.04	1.21	-	3053	3053	0				3053
11						0	2007	0.070	1.27	27	2007
12						0	2564	0.060	1.27	7	2564
13					80	80	2553	0.050	1.25	26	2633
14					20	20	2564	0.050	1.31	20	2584
15						0	2532	0.080	1.31	21	2532
16						0	2599	0.080	1.31	17	2599
17						0	2691	0.080	1.29	22	2691
18						0	3007	0.080	1.36	21	3007
19						0	3100	0.080	1.37	22	3100
20					22	22	2733	0.090	1.42	20	2755
21					275	275	2897	0.090	1.37	19.5	3172
22						0	2689	0.090	1.36	18	2689
23		0.10	1.42	21	1749	1749	1086				2835
24					1081	1081	1650	0.100	1.45	27	2731
25						0	2892	0.100	1.37	26	2892
26						0	3111	0.100	1.36	25	3111
27						0	3054	0.100	1.39	22	3054
28					475	475	2410	0.110	1.41	27	2885
29						0	2919	0.120	1.43	28	2919
30											
31											
TOTALS	0			196	35525	35525	49058			395.5	84583
AVERAGE	0	0.047	1.30	7	1269	1269	1583			13	3021



TOWN OF LADYSMITH - WATER USE

DAILY REPORT FOR THE MONTH OF MARCH 2020

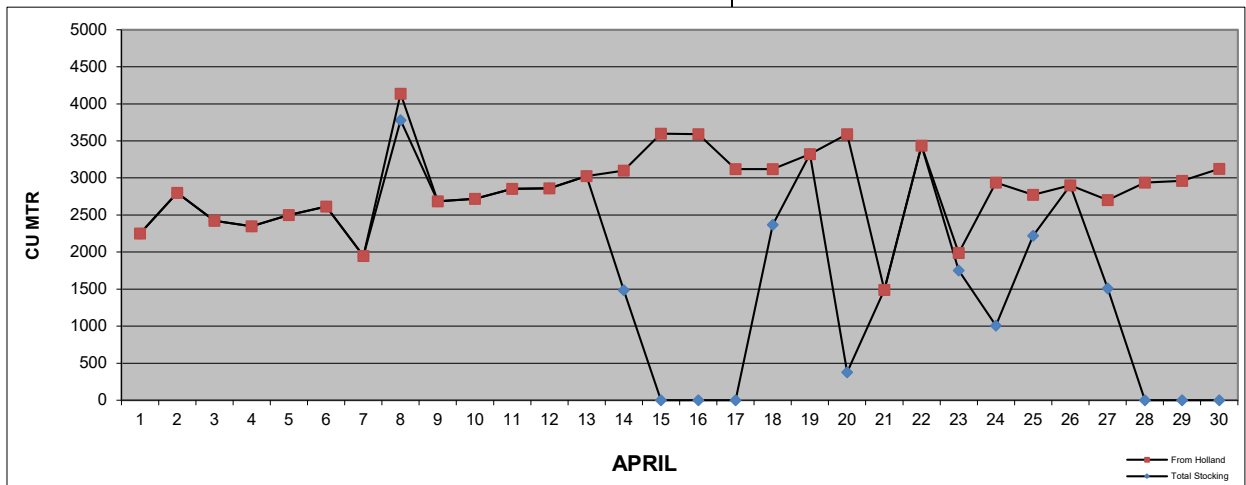
STOCKING LAKE							HOLLAND LAKE				
DATE	8" CONS (Stocking)	TURB.	CL ₂ RES ppm	CL ₂ lbs	From Stocking	Total Stocking	From Holland	TURB.	CL ₂ RES ppm	CL ₂ lbs	Total Water
1						0	2823	0.120	1.34	15	2823
2		0.11	1.35	21	1638	1638	1066				2704
3		0.13	1.28	19	1847	1847	21				1868
4		0.15	1.29	38	3029	3029	788				3817
5		0.15	1.39	21	2927	2927	0				2927
6		0.16	1.44	50	2779	2779	2198				4977
7		0.15	1.64	22	2768	2768	1749				4517
8		0.18	1.49	21	3296	3296	0				3296
9		0.19	1.43	19	3008	3008	0				3008
10		0.20	1.28	22	2663	2663	0				2663
11		0.20	1.05	31	2348	2348	0				2348
12		0.35	1.13	20	2921	2921	0				2921
13		0.20	1.13	20	2350	2350	0				2350
14		0.38	1.08	16	2571	2571	0				2571
15		0.38	1.08	26	2603	2603	0				2603
16		0.21	1.18	15	2593	2593	0				2593
17		0.22	1.20	14	2582	2582	0				2582
18		0.23	1.24	19	2841	2841	0				2841
19		0.24	1.16	18	2654	2654	0				2654
20					974	974	1678	0.020	1.11	20	2652
21						0	2660	0.010	1.20	20	2660
22						0	2655	0.010	1.28	19	2655
23						0	2852	0.010	1.25	24	2852
24						0	2545	0.010	1.25	17	2545
25						0	2540	0.010	1.18	19	2540
26		0.01	1.19	15	1636	1636	1117				2753
27		0.02	1.17	16	2377	2377	0				2377
28		0.02	1.06	16	2133	2133	0				2133
29		0.02	0.84	18	2209	2209	0				2209
30		0.02	0.87	16	2263	2263	0				2263
31		0.02	1.00	26	2453	2453	0				2453
TOTALS	0			519	61463	61463	24692			134	86155
AVERAGE	0	0.164	1.21	17	1983	1983	797	0.027	1.23	4	2779



TOWN OF LADYSMITH - WATER USE

DAILY REPORT FOR THE MONTH OF APRIL 2020

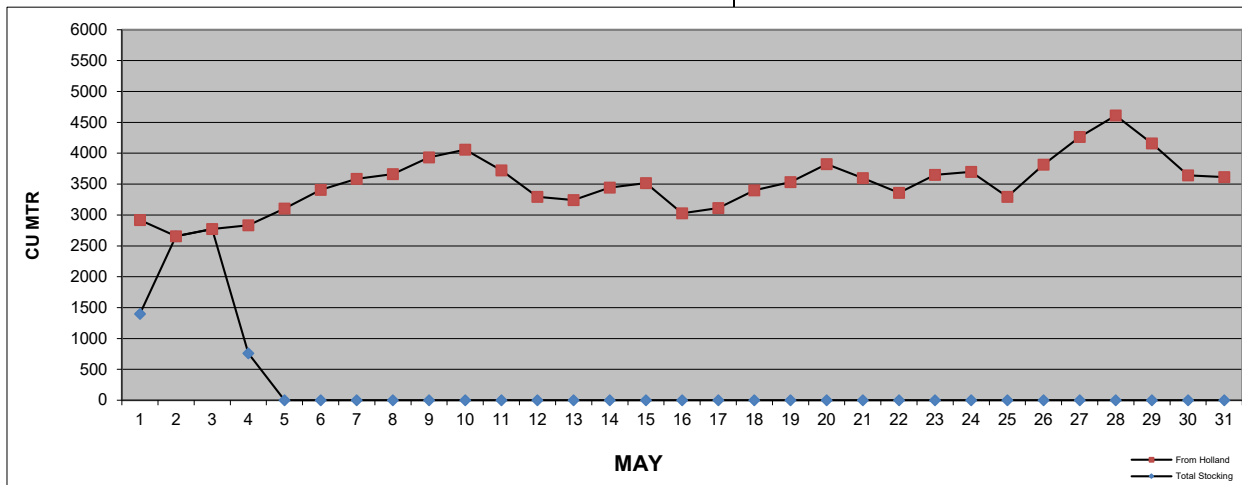
STOCKING LAKE							HOLLAND LAKE				
DATE	8" CONS (Stocking)	TURB.	CL ₂ RES ppm	CL ₂ lbs	From Stocking	Total Stocking	From Holland	TURB.	CL ₂ RES ppm	CL ₂ lbs	Total Water
1		0.02	1.08	18.3	2250	2250	0				2250
2		0.02	1.27	27.4	2798	2798	0				2798
3		0.02	1.25	12.6	2423	2423	0				2423
4		0.02	1.24	18	2349	2349	0				2349
5		0.02	1.13	18	2500	2500	0				2500
6		0.02	1.17	17.6	2613	2613	0				2613
7		0.03	1.16	21.6	1948	1948	0				1948
8		0.01	1.44	27.9	3779	3779	358				4137
9		0.02	1.25	19.9	2684	2684	0				2684
10		0.02	1.21	13.2	2719	2719	0				2719
11		0.02	1.08	19.1	2852	2852	0				2852
12		0.02	1.07	19	2860	2860	0				2860
13		0.02	1.08	25	3024	3024	0				3024
14					1484	1484	1614	0.02	1.19	26	3098
15					0	0	3598	0.02	1.37	27	3598
16					0	0	3592	0.02	1.44	28	3592
17					0	0	3119	0.02	1.25	19	3119
18		0.05	1.17	23.2	2368	2368	750				3118
19		0.03	1.24	22.8	3322	3322	0				3322
20					377	377	3214	0.03	1.31	26.9	3591
21		0.05	1.19	25.9	1489	1489	0				1489
22		0.05	1.29	13.6	3437	3437	0				3437
23		0.07	1.33	26.3	1752	1752	234				1986
24					1007	1007	1931	0.07	1.38	20.4	2938
25		0.05	1.23	22	2221	2221	551				2772
26		0.05	1.25	23.2	2900	2900	0				2900
27		0.05	1.25	17.6	1509	1509	1194				2703
28					0	0	2938	0.05	1.03	23.2	2938
29					0	0	2962	0.05	1.06	26.8	2962
30					0	0	3124	0.05	1.09	42.7	3124
31											0
TOTALS	0			432.2	56665	56665	29179			240	85844
AVERAGE	0	0.031	1.21	14	1889	1889	973	0.037	1.24	8	2861



TOWN OF LADYSMITH - WATER USE

DAILY REPORT FOR THE MONTH OF MAY 2020

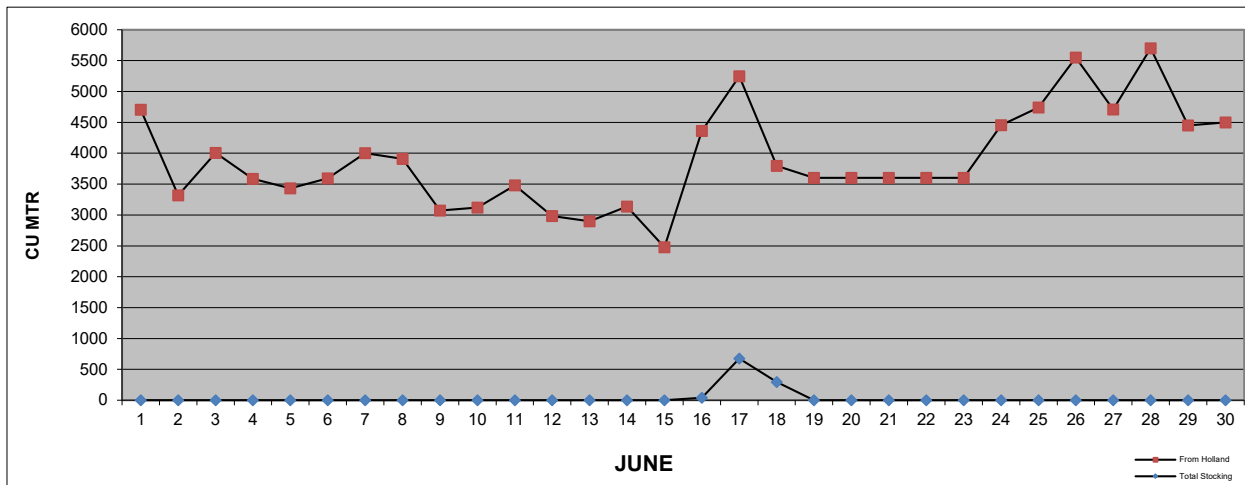
STOCKING LAKE							HOLLAND LAKE				
DATE	8" CONS (Stocking)	TURB.	CL ₂ RES ppm	CL ₂ lbs	From Stocking	Total Stocking	From Holland	TURB.	CL ₂ RES ppm	CL ₂ lbs	Total Water
1					1398	1398	1519	0.050	1.17	31.5	2917
2		0.05	1.26	16.8	2657	2657	0				2657
3		0.05	1.29	47.1	2771	2771	0				2771
4					760	760	2074	0.060	1.32	7.8	2834
5					0	0	3105	0.600	1.30	30	3105
6					0	0	3409	0.130	1.32	24.7	3409
7					0	0	3585	0.070	1.36	24	3585
8					0	0	3661	0.070	1.34	25.5	3661
9					0	0	3935	0.080	1.36	28.3	3935
10					0	0	4059	0.080	1.30	20.4	4059
11					0	0	3723	0.090	1.17	24.4	3723
12					0	0	3295	0.100	1.08	27	3295
13					0	0	3242	0.100	1.16	16	3242
14					0	0	3444	0.110	1.16	24.8	3444
15					0	0	3515	0.130	1.18	27.2	3515
16					0	0	3028	0.130	1.26	22	3028
17					0	0	3114	0.150	1.14	22	3114
18					0	0	3398	0.160	0.93	23.2	3398
19					0	0	3533	0.120	1.11	31.4	3533
20					0	0	3822	0.110	1.28	28.1	3822
21					0	0	3596	0.150	1.25	26	3596
22					0	0	3360	0.120	1.25	26.6	3360
23					0	0	3650	0.140	1.29	8	3650
24					0	0	3699	0.160	0.12	34	3699
25					0	0	3294	0.180	1.08	30.4	3294
26					0	0	3817	0.190	1.05	29.6	3817
27					0	0	4263	0.190	1.37	37.2	4263
28					0	0	4611	0.190	1.48	37.5	4611
29					0	0	4160	0.180	1.39	35.6	4160
30					0	0	3641	0.180	1.39	23.5	3641
31					0	0	3614	0.170	1.27	32.4	3614
TOTALS	0			63.9	7586	7586	101166			759.1	108752
AVERAGE	0	0.050	1.28	2	245	245	3263	0.144	1.20	24	3508



TOWN OF LADYSMITH - WATER USE

DAILY REPORT FOR THE MONTH OF JUNE 2020

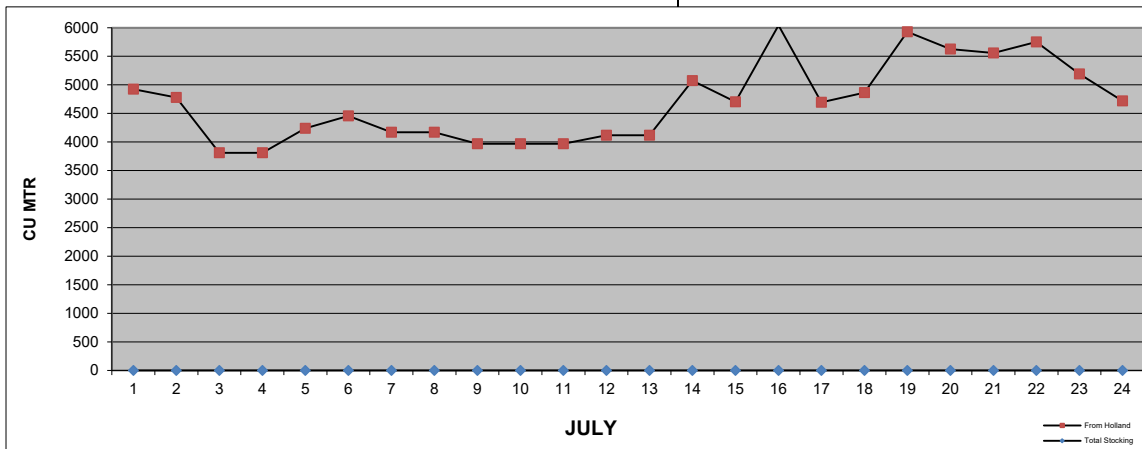
STOCKING LAKE						HOLLAND LAKE					
DATE	8" CONS (Stocking)	TURB.	CL ₂ RES ppm	CL ₂ lbs	From Stocking	Total Stocking	From Holland	TURB.	CL ₂ RES ppm	CL ₂ lbs	Total Water
1					0	0	4706	0.170	1.29	35.6	4706
2					0	0	3318	0.170	1.41	26.8	3318
3					0	0	4004	0.180	1.38	27.6	4004
4					0	0	3585	0.180	1.34	29.1	3585
5					0	0	3430	0.170	1.37	27.3	3430
6					0	0	3595	0.170	1.35	25.6	3595
7					0	0	4002	0.190	1.34	31.9	4002
8					0	0	3909	0.180	1.21	27.6	3909
9					0	0	3073	0.190	1.31	20	3073
10					0	0	3121	0.190	1.13	24.4	3121
11					0	0	3482	0.180	1.13	19.6	3482
12					0	0	2982	0.190	1.28	22.4	2982
13					0	0	2897	0.200	1.15	22.4	2897
14					0	0	3137	0.190	1.08	22.4	3137
15					0	0	2478	0.190	1.03	32	2478
16					40	40	4320	0.190	1.09	22.7	4360
17					675	675	4570	0.190	1.36	21.6	5245
18					294	294	3500	0.180	1.51	37.2	3794
19					0	0	3600	0.020	1.38	23.2	3600
20					0	0	3600	0.020	1.45	28	3600
21					0	0	3600	0.020	1.28	32.4	3600
22					0	0	3600	0.020	1.38	21.2	3600
23					0	0	3600	0.020	1.50	11	3600
24					0	0	4456	0.020	1.29	21.3	4456
25					0	0	4743	0.020	1.38	10.4	4743
26					0	0	5551	0.020	1.42	14.8	5551
27					0	0	4708	0.020	1.27	15.5	4708
28					0	0	5700	0.020	1.19	0	5700
29					0	0	4450	0.020	1.19	0	4450
30					0	0	4500	0.000	1.26	0	4500
31						0					0
TOTALS	0			0	1009	1009	116217			654	117226
AVERAGE	0			0	34	34		0.117	1.29	22	3908



TOWN OF LADYSMITH - WATER USE

DAILY REPORT FOR THE MONTH OF JULY 2020

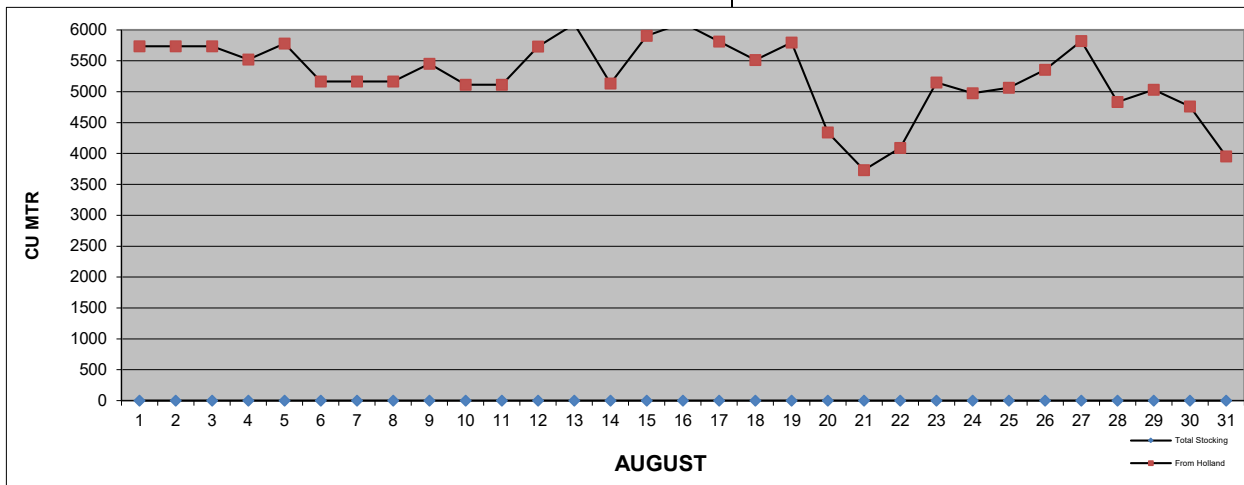
STOCKING LAKE							HOLLAND LAKE				
DATE	8" CONS (Stocking)	TURB.	CL ₂ RES ppm	CL ₂ lbs	From Stocking	Total Stocking	From Holland	TURB.	CL ₂ RES ppm	CL ₂ lbs	Total Water
1					0	0	4923	0.090	1.25	0	4923
2					0	0	4778	0.070	1.24	15.6	4778
3					0	0	3810	0.070	1.24	12.4	3810
4					0	0	3810	0.080	1.14	10.4	3810
5					0	0	4240	0.070	1.11	15.6	4240
6					0	0	4458	0.050	1.12	14	4458
7					0	0	4172	0.070	1.11	12	4172
8					0	0	4172	0.070	1.05	12	4172
9					0	0	3969	0.110	1.13	0	3969
10					0	0	3969	0.080	1.11	29.9	3969
11					0	0	3969	0.000	1.15	12.4	3969
12					0	0	4116	0.070	1.01	12.4	4116
13					0	0	4116	0.070	1.13	14.4	4116
14					0	0	5073	0.080	1.17	13	5073
15					0	0	4703	0.090	1.14	15.5	4703
16					0	0	6042	0.100	1.09	18.4	6042
17					0	0	4694	0.060	1.06	0	4694
18					0	0	4863	0.060	0.98	13.2	4863
19					0	0	5931	0.080	0.98	5.9	5931
20					0	0	5627	0.080	1.02	16.5	5627
21					0	0	5559	0.060	1.08	18.7	5559
22					0	0	5753	0.080	1.13	15.6	5753
23					0	0	5192	0.060	1.12	19.6	5192
24					0	0	4717	0.080	1.11	17.2	4717
25					0	0	5501	0.000	1.12	12.8	5501
26					0	0	5551	0.000	1.13	17.6	5551
27					0	0	5700	0.000	1.07	16.3	5700
28					0	0	5700	0.110	1.06	19.6	5700
29					0	0	5653	0.100	1.05	19.9	5653
30					0	0	6121	0.120	1.08	15.6	6121
31					0	0	6121	0.080	1.09	17.5	6121
TOTALS	0				0	0	153003			434	153003
AVERAGE	0				0	0	4936	0.069	1.11	14	4936



TOWN OF LADYSMITH - WATER USE

DAILY REPORT FOR THE MONTH OF AUGUST 2020

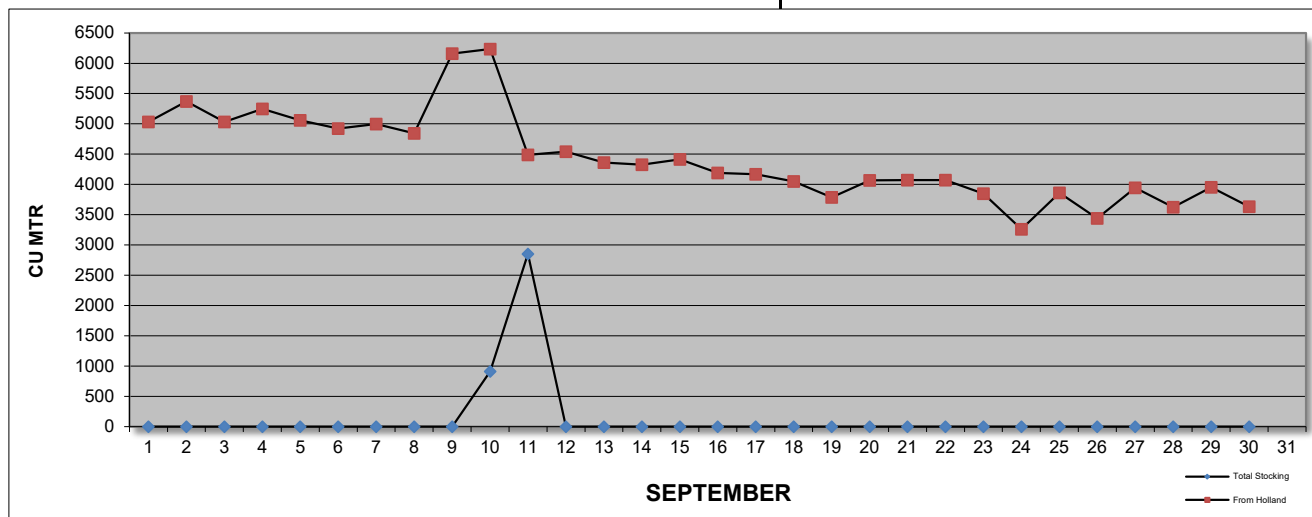
DATE	STOCKING LAKE				HOLLAND LAKE						
	8" CONS (Stocking)	TURB.	CL ₂ RES ppm	CL ₂ lbs	From Stocking	Total Stocking	From Holland	TURB.	CL ₂ RES ppm	CL ₂ lbs	Total Water
1					0	0	5736	0.060			5736
2					0	0	5736	0.080			5736
3					0	0	5736	0.050			5736
4					0	0	5520	0.060	1.14	20.8	5520
5					0	0	5780	0.070	1.07	17.7	5780
6					0	0	5165	0.110	1.03		5165
7					0	0	5165	0.110	1.02		5165
8					0	0	5165	0.100	0.97		5165
9					0	0	5453	0.130	0.97		5453
10					0	0	5114	0.120	1.07	12	5114
11					0	0	5114	0.070	1.06		5114
12					0	0	5733	0.070	1.08		5733
13					0	0	6095	0.080	1.04		6095
14					0	0	5132	0.060	1.04	14.8	5132
15					0	0	5907	0.070	1.05	16	5907
16					0	0	6113	0.090	1.02	17.9	6113
17					0	0	5814	0.050	1.04	19.5	5814
18					0	0	5514		1.04	14.4	5514
19					0	0	5796	0.060	0.97	12.4	5796
20					0	0	4343	0.100	0.99	11.6	4343
21					0	0	3733	0.050	0.92	11.2	3733
22					0	0	4091	0.080	0.91	10.6	4091
23					0	0	5150	0.100	0.83	15.4	5150
24					0	0	4978	0.060	0.90	16	4978
25					0	0	5067	0.090	0.98	14.4	5067
26					0	0	5357	0.050	1.03	3.2	5357
27					0	0	5819	0.080	1.12	34	5819
28					0	0	4835	0.050	1.10	11.2	4835
29					0	0	5032	0.100	1.09	18.8	5032
30					0	0	4762	0.080	1.08	13.2	4762
31					0	0	3955	0.050	1.06		3955
TOTALS	0			0	0	0	162910			305.1	162910
AVERAGE	0			0	0	0	5255	0.078	1.02	10	5255



TOWN OF LADYSMITH - WATER USE

DAILY REPORT FOR THE MONTH OF SEPTEMBER 2020

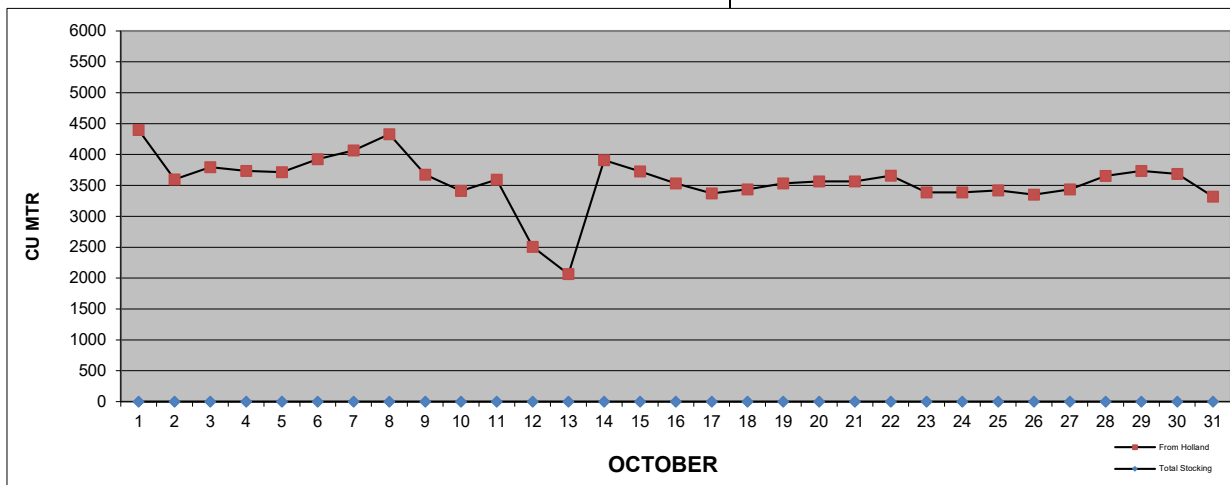
STOCKING LAKE						HOLLAND LAKE					
DATE	8" CONS (Stocking)	TURB.	CL ₂ RES ppm	CL ₂ lbs	From Stocking	Total Stocking	From Holland	TURB.	CL ₂ RES ppm	CL ₂ lbs	Total Water
1					0	0	5034	0.070	1.05	2	5034
2					0	0	5371	0.070	1.07	32	5371
3					0	0	5033	0.050	1.09	14.7	5033
4					0	0	5247	0.050	1.07	16	5247
5					0	0	5057	0.050	1.05	16	5057
6					0	0	4925	0.080	1.06	16.3	4925
7					0	0	4999	0.050	1.06	16	4999
8					0	0	4843	0.050	1.06	21.1	4843
9					0	0	6162	0.050	1.09	14	6162
10					911	911	6236	0.050	1.07	18.9	7147
11					2853	2853	4490	0.000	1.11	10.3	7343
12					0	0	4542	0.090	1.01	6.8	4542
13					0	0	4362	0.080	0.96	10.5	4362
14					0	0	4327	0.000	0.93	4.8	4327
15					0	0	4412	0.050	0.89	5.2	4412
16					0	0	4188	0.070	0.87	5.9	4188
17					0	0	4167	0.070	0.81	6.2	4167
18					0	0	4050	0.080	0.84	11.6	4050
19					0	0	3787	0.070	0.86	3	3787
20					0	0	4069	0.070	0.89	9.4	4069
21					0	0	4072	0.090	0.95	5.2	4072
22					0	0	4072	0.060	0.93	8.4	4072
23					0	0	3847	0.110	0.91	10.8	3847
24					0	0	3261	0.000	0.83	5.6	3261
25					0	0	3860	0.060	0.84	12.8	3860
26					0	0	3439	0.060	0.70	9.8	3439
27					0	0	3945	0.060	0.85	10.4	3945
28					0	0	3624	0.060	0.99	12.7	3624
29					0	0	3954	0.060	1.10	6	3954
30					0	0	3632	0.050	1.00	8.8	3632
31											0
TOTALS	0			0	3764	3764	133007			331.2	136771
AVERAGE	0			0	125	125	4434	0.059	0.96	11	4559



TOWN OF LADYSMITH - WATER USE

DAILY REPORT FOR THE MONTH OF OCTOBER 2020

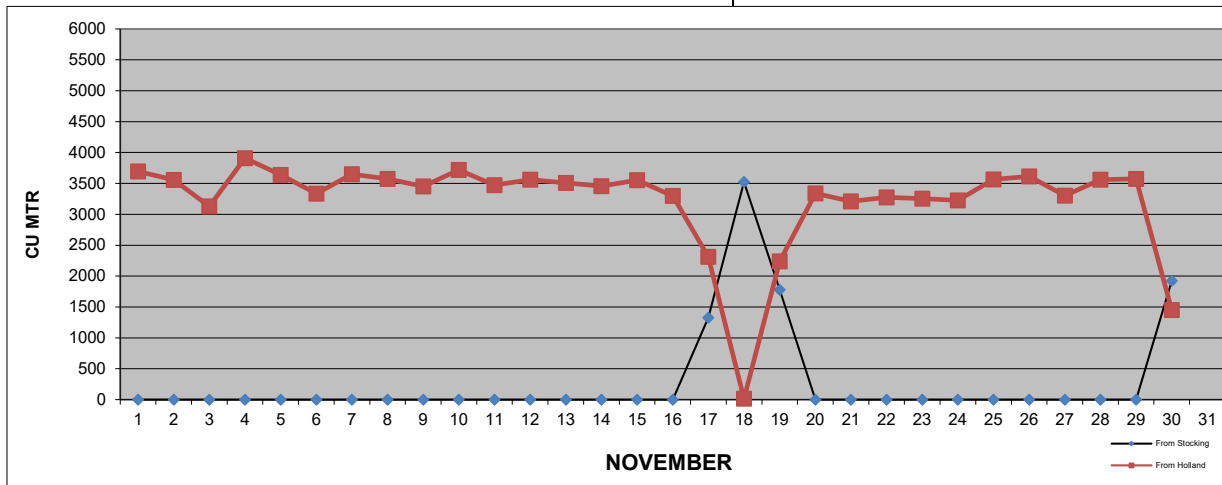
STOCKING LAKE						HOLLAND LAKE					
DATE	8" CONS (Stocking)	TURB.	CL ₂ RES ppm	CL ₂ lbs	From Stocking	Total Stocking	From Holland	TURB.	CL ₂ RES ppm	CL ₂ lbs	Total Water
1						0	4396	0.050	0.97	8.8	4396
2						0	3597	0.050	0.99	4.4	3597
3						0	3797	0.070	0.99	11.6	3797
4						0	3734	0.050	1.01	9.6	3734
5						0	3713	0.060	0.99	9.6	3713
6						0	3926	0.060	1.02	17.6	3926
7						0	4068	0.050	1.00	9.2	4068
8						0	4331	0.070	0.90	11.8	4331
9						0	3673	0.060	0.98	10	3673
10						0	3410	0.060	0.98	12.8	3410
11						0	3594	0.060	0.98	14	3594
12						0	2507	0.070	0.93	11	2507
13						0	2064	0.060	0.90	11.8	2064
14						0	3909	0.080	0.86	12.8	3909
15						0	3728	0.050	0.95	9.2	3728
16						0	3532	0.060	1.01	11.9	3532
17						0	3372	0.080	1.03	15.2	3372
18						0	3435	0.050	1.04	5.9	3435
19						0	3533	0.080	1.03	13.7	3533
20						0	3566	0.080	1.06	13.6	3566
21						0	3565	0.050	1.16	10	3565
22						0	3660	0.050	1.15	8.8	3660
23						0	3386	0.060	1.11	12	3386
24						0	3387	0.050	1.12	9.6	3387
25						0	3418	0.060	1.19	18.8	3418
26						0	3349	0.050	1.20	9	3349
27						0	3437	0.050	1.20	9.5	3437
28						0	3655	0.050	1.10	14	3655
29						0	3735	0.050	1.07	7.2	3735
30						0	3688	0.050	1.05	9.7	3688
31						0	3317	0.060	1.03	11.5	3317
TOTALS	0			0	0	0	110482			344.6	110482
AVERAGE	0			0	0	0	3564	0.059	1.03	11	3564



TOWN OF LADYSMITH - WATER USE

DAILY REPORT FOR THE MONTH OF NOVEMBER 2020

STOCKING LAKE						HOLLAND LAKE					
DATE	8" CONS (Stocking)	TURB.	CL ₂ RES ppm	CL ₂ lbs	From Stocking	Total Stocking	From Holland	TURB.	CL ₂ RES ppm	CL ₂ lbs	Total Water
1					0	0	3695	0.060	1.03	10.8	3695
2					0	0	3559	0.070	1.02	11.5	3559
3					0	0	3130	0.000	1.04	10.8	3130
4					0	0	3910	0.050	1.02	12	3910
5					0	0	3637	0.070	1.04	9.6	3637
6					0	0	3333	0.060	1.02	8.8	3333
7					0	0	3650	0.000	0.98	12	3650
8					0	0	3574	0.070	0.99	9.2	3574
9					0	0	3451	0.060	1.06	12	3451
10					0	0	3718	0.070	1.11	8.8	3718
11					0	0	3473	0.000	1.12	12	3473
12					0	0	3561	0.060	1.13	11.6	3561
13					0	0	3508	0.080	1.08	6.8	3508
14					0	0	3457	0.100	1.11	11.6	3457
15					0	0	3552	0.080	1.01	9.9	3552
16					0	0	3297	0.060	1.01	11.6	3297
17					1324	1324	2313	0.060	1.03	8.9	3637
18		0.060	1.01	9.5	3523	3523	15.2				3538.2
19					1779	1779	2239	0.050	1.02	12	4018
20					0	0	3339	0.050	1.00	6.4	3339
21					0	0	3211	0.050	1.05	14.3	3211
22					0	0	3276	0.050	1.08	9.6	3276
23					0	0	3255	0.060	1.10	15.3	3255
24					0	0	3226	0.050	1.05	4.3	3226
25					0	0	3565	0.070	1.06	12.4	3565
26					0	0	3614	0.050	1.11	11.6	3614
27					0	0	3303	0.050	1.08	10	3303
28					0	0	3560	0.000	1.06	12.8	3560
29					0	0	3572	0.070	1.11	11.2	3572
30					1926	1926	1453	0.070	1.08	10	3379
31											0
TOTALS	0			9.5	8552	8552	96446.2			307.8	104998.2
AVERAGE	0			0	285	285	3215	0.054	1.06	10	3500



TOWN OF LADYSMITH - WATER USE

DAILY REPORT FOR THE MONTH OF DECEMBER 2020

DATE	STOCKING LAKE				HOLLAND LAKE				WATER		
	8" CONS (South)	TURB.	CL ₂ RES ppm	CL ₂ lbs	From Stocking	Total Stocking	From Holland	TURB.		CL ₂ RES ppm	CL ₂ lbs
1					2134	2134	1888	0.080	1.06	11.2	4022
2					187	187	3567	0.080	1.12	11.6	3754
3					0	0	3460	0.050	1.14	12	3460
4					0	0	3285	0.050	1.10	11.3	3285
5					0	0	3323	0.000	1.04	9.6	3323
6					0	0	3394	0.000	1.03	9.5	3394
7					0	0	3272	0.060	1.05	10	3272
8					0	0	3337	0.060	1.02	10.8	3337
9					0	0	3376	0.050	1.02	11.6	3376
10					0	0	4016	0.060	1.02	12.7	4016
11					0	0	3609	0.050	1.03	10	3609
12					3846	3846	0	0.000	1.02	9.6	3846
13					3906	3906	0	0.050	1.02	12	3906
14					3995	3995	0	0.050	0.96	12.4	3995
15					3876	3876	0	0.060	0.97	11.1	3876
16					3894	3894	0	0.060	0.99	14.8	3894
17					3548	3548	0	0.070	0.96	0	3548
18						0	0	0.070	0.98	0	0
19						0					0
20						0					0
21						0					0
22						0					0
23						0					0
24						0					0
25						0					0
26						0					0
27						0					0
28						0					0
29						0					0
30						0					0
31						0					0
TOTALS	0			0	25386	25386	36527			180.2	61913
AVERAGE	0			0	819	819	1178	0.050	1.03	6	1997

